



Asbestos Assessment

St. Margaret Mary
25 Brentwood Drive, Hamilton, ON,
L8T 3V9

Prepared for:

**Hamilton-Wentworth Catholic
District School Board**

90 Mulberry Street
Hamilton, Ontario, L8N 3R9

Updated: July 11, 2025

Pinchin File: 320582.004



Asbestos Assessment

St. Margaret Mary, 25 Brentwood Drive, Hamilton, ON, L8T 3V9
Hamilton-Wentworth Catholic District School Board

Updated July 11, 2025
Pinchin File: 320582.004

Issued to: Hamilton-Wentworth Catholic District School Board
Issued on: July 11, 2025
Pinchin File: 320582.004
Issuing Office: Hamilton, ON

Author:

Joshua Park
Project Technologist
365.833.2943
jkpark@pinchin.com

Reviewer:

Damian Palus, C.E.T.
Operations Manager
289.678.0694
dpalus@pinchin.com



EXECUTIVE SUMMARY

Hamilton-Wentworth Catholic District School Board (Client) retained Pinchin Ltd. (Pinchin) to conduct an asbestos building materials assessment of St. Margaret Mary located at 25 Brentwood Drive, Hamilton, ON, L8T 3V9 . A reassessment was completed in May of 2025.

The objectives of the assessment were to document the locations of asbestos building materials, evaluate their condition and develop corrective action plans as required for the purposes of long-term management. The results of this assessment are not intended for construction, renovation, demolition or project tendering purposes.

The objective of the reassessment was to evaluate the condition and quantity of previously reported asbestos-containing materials (ACM) and develop corrective action plans as required for the purposes of long-term management.

SUMMARY OF RECOMMENDATIONS

The following is a summary of significant recommendations; refer to the body of the report for detailed recommendations:

1. Remediate the materials as described in Section 5.2.
2. Maintain the Asbestos Management Program (AMP)
3. Perform a re-assessment of asbestos materials on an annual basis.
4. Perform a pre-construction assessment and remove all ACM prior to alteration or maintenance work if ACM may be disturbed by the work.
5. Follow appropriate safe work procedures when handling or disturbing asbestos.
6. Sample any presumed ACM prior to alteration or maintenance work if presumed ACM may be disturbed by the work.
7. Update the asbestos inventory report upon completion of any abatement and removal of asbestos-containing materials.

This Executive Summary is subject to the same standard limitations as contained in the report and must be read in conjunction with the entire report.



TABLE OF CONTENTS

1.0 INTRODUCTION AND SCOPE 1

2.0 METHODOLOGY 1

 2.1 Assessment 1

 2.2 Reassessment 1

3.0 BACKGROUND INFORMATION 1

 3.1 Building Year of Construction and Additions 1

 3.2 Existing Reports 2

 3.3 Inaccessible Locations 2

4.0 FINDINGS 2

 4.1 New Reassessment Findings 2

 4.2 Excluded Asbestos Materials 2

 4.3 Summary of Building Materials 3

5.0 RECOMMENDATIONS 8

 5.1 General 8

 5.2 Remedial Work 9

 5.3 On-going Management and Maintenance 9

6.0 TERMS AND LIMITATIONS 9

7.0 REFERENCES 10

APPENDICES

APPENDIX I Drawings

APPENDIX II Asbestos Analytical Certificates

APPENDIX III Methodology

APPENDIX IV Location List

APPENDIX V Summary Report / Sample Log

APPENDIX VI HMIS All Data Report



1.0 INTRODUCTION AND SCOPE

The objectives of the assessment were to document the locations of asbestos building materials, evaluate their condition and develop corrective action plans as required. This assessment is only to be used for the purposes of long-term management and routine maintenance. The results of this assessment are not to be used for construction, renovation, demolition, or project tendering purposes.

The objective of the reassessment was to evaluate the condition and quantity of previously reported asbestos-containing materials (ACM) and develop corrective action plans as required.

2.0 METHODOLOGY

2.1 Assessment

Pinchin conducted a room-by-room assessment (rooms, corridors, service areas, exterior, etc.) to identify the asbestos-containing building materials as defined in the scope.

The assessment was limited to non-intrusive testing. Concealed spaces such as those above solid ceilings and within shafts and pipe chases were accessed via existing access panels only. Demolition of walls, solid ceilings, structural items, interior finishes or exterior building finishes, to determine the presence of concealed materials was not conducted.

2.2 Reassessment

Pinchin conducted an inspection of previously identified asbestos-containing materials (ACM) to evaluate the current condition of all accessible materials identified in the most recent assessment. The surveyor made reference to any existing assessment or abatement reports (as provided by the Client).

As per the original scope of work, concealed locations such as ceiling spaces above solid ceilings, shafts and chases were accessed via existing access panels. Our investigation did not include demolition of drywall or plaster walls to view concealed conditions. Structural items or exterior building finishes were not removed to determine the presence of concealed materials.

For further details on the methodology including test methods, refer to Appendix III.

3.0 BACKGROUND INFORMATION

3.1 Building Year of Construction and Additions

Item	Details
Year of Construction	1957
Year(s) of Additions	1962, 1964, 1969



3.2 Existing Reports

Pinchin previously prepared the following report, which has been reviewed as part of this assessment:

- Asbestos Assessment Report, St. Margaret Mary, August 2, 2024, Pinchin File No. 320582.004.

3.3 Inaccessible Locations

Inaccessible locations (rooms or areas), if any, are indicated in the Location List Report in Appendix IV. These locations within the assessed area were not accessible to the surveyor and are therefore not included in the report.

4.0 FINDINGS

The following section summarizes the findings of the assessment and provides a general description of the asbestos-containing materials (ACM) identified and their locations. For details on approximate quantities, condition, friability, accessibility and locations of asbestos materials; refer to the Asbestos Material Summary Report and All Data Report in Appendices V and VI.

4.1 New Reassessment Findings

Year Completed	Changes to Data Since Last Reassessment	Locations
2024	None	N/A
2025	None	N/A

4.2 Excluded Asbestos Materials

A number of materials which might contain asbestos were not sampled during this assessment due to limitations in scope and methodology. Where present, these materials are assumed to contain asbestos until otherwise proven by sampling and analysis. These materials are not shown on the drawings in Appendix I. Excluded materials presumed to contain asbestos include:

- Roofing felts and tar, mastics
- Floor levelling compound
- Ceramic tile setting compound
- Electrical components
- Mechanical packing, ropes and gaskets
- Vermiculite


- Adhesives and duct mastics
- Caulking and putties
- Fibre-reinforced paints and coatings
- Paper products
- Soffit and fascia boards
- Fire resistant doors
- Vinyl baseboards
- Vibration dampers on HVAC equipment
- Terrazzo


4.3 Summary of Building Materials




This section includes a summary of building materials that have been confirmed asbestos-containing by sample analysis, presumed asbestos-containing by visual identification, or confirmed non-asbestos by sampling or based on the manufacture date and known end of use of asbestos in these products.




The locations of samples from historical assessments performed by Pinchin, have been included on the drawings.




Appendix II presents the asbestos bulk sample analytical results.

Material and Application	Asbestos Type	Photo
<p>Parging cement is present on pipe fittings (elbows, valves, tees, hangers etc.).</p>	<p>Chrysotile</p>	

Material and Application	Asbestos Type	Photo
<p>A white corrugated paper insulation (trade name Aircell) is present on straight sections of pipes.</p>	<p>Chrysotile</p>	
<p>Pipes are either uninsulated or insulated with non-asbestos fibreglass or elastomeric insulation (Armaflex).</p>	<p>None</p>	<p>N/A</p>
<p>Ducts are either uninsulated or insulated with non-asbestos fibreglass (foil-faced or canvas).</p>	<p>None</p>	<p>N/A</p>
<p>Mechanical equipment is either uninsulated or insulated with non-asbestos fibreglass.</p>	<p>None</p>	<p>N/A</p>
<p>All ceiling tiles were determined to be non-asbestos by sample analysis or are presumed to be non-asbestos based on the date of manufacture determined from the date stamp applied to the top of the tiles or the age of the materials determined from the age of the building or the renovation.</p>	<p>None</p>	<p>N/A</p>
<p>Smooth plaster present on walls and ceilings does not contain asbestos.</p>	<p>None</p>	<p>N/A</p>
<p>Non-asbestos drywall joint compound is present as a wall finish.</p>	<p>None</p>	<p>N/A</p>

Material and Application	Asbestos Type	Photo
<p>Transite board is present as a ceiling finish and as acoustic wall panels.</p>	<p>Presumed</p>	
<p>Vinyl floor tiles, 12"x12", light grey multi-fleck, are present.</p>	<p>Presumed (tile) Presumed (mastic)</p>	
<p>Vinyl floor tiles, 9"x9", pink with white and brown streak, are present.</p>	<p>Presumed (tile) Presumed (mastic)</p>	

Material and Application	Asbestos Type	Photo
<p>Vinyl floor tiles, 9"x9", green with white streaks, are present.</p>	<p>Presumed (tile) Presumed (mastic)</p>	
<p>Vinyl floor tiles, 9"x9", grey with white and black streaks, are present.</p>	<p>Presumed (tile) Presumed (mastic)</p>	
<p>Vinyl floor tiles, 9"x9", white with grey streaks, are present.</p>	<p>Presumed (tile) Presumed (mastic)</p>	

Material and Application	Asbestos Type	Photo
<p>Vinyl floor tiles, 12"x12", brown with white and black streaks, are present.</p>	<p>Presumed (tile) Presumed (mastic)</p>	
<p>Vinyl floor tiles, 12"x12", grey with white and black streaks, are present.</p>	<p>Presumed (tile) Presumed (mastic)</p>	
<p>Remaining vinyl floor tiles are presumed to be non-asbestos based on historical knowledge of the date of installation.</p> <p>Mastic under non-asbestos tiles is presumed to contain asbestos until further sampling is performed.</p>	<p>None (tile) Presumed (mastic)</p>	

Material and Application	Asbestos Type	Photo
Vinyl sheet flooring, brown stair treads with grid pattern.	Presumed	
Gold mastic is present as a sink undercoating.	Presumed	

Additional notes on the drywall joint compound discussed above:

- Drywall (gypsum board) and drywall joint compound is present as a wall finish in the building. As per the methodology, drywall joint compound is sampled at exterior walls, columns or other locations that are unlikely to have been renovated in an attempt to determine the presence of asbestos in the original drywall compound. A total of 3 samples of drywall joint compound were collected (samples S0002A-C, lab reference no. 71920487) and it was found that all samples do not contain asbestos. Therefore, drywall joint compound present on drywall finishes should be considered to be non-asbestos.

5.0 RECOMMENDATIONS

5.1 General

Perform a detailed intrusive assessment prior to maintenance work, building renovation or demolition operations. The assessment should include destructive testing (e.g., coring and/or removal of building finishes and components), and other hazardous materials (lead, mercury, PCBs, mould, etc.) and materials not tested in this study (e.g., roofing materials, caulking, mastics).

5.2 Remedial Work

The following remedial work is recommended.

Material, Quantity, Condition, Photo #	Location (Location #)	Recommended Procedure
Vinyl floor tiles, poor, 2 SF, Photo 1	Supply Room (Location 1035)	Removal in accordance with Type 1 asbestos abatement procedures.



Photo 1

5.3 On-going Management and Maintenance

The following recommendations are made regarding on-going management and maintenance work involving the asbestos materials identified.

Maintain the Asbestos Management Program (AMP).

Perform a reassessment of asbestos materials on an annual basis.

Remove asbestos-containing materials (ACM) prior to alteration or maintenance work if ACM may be disturbed by the work. Follow appropriate asbestos precautions for the classification of work being performed.

Sample presumed ACM prior to alteration or maintenance work if the presumed ACM may be disturbed by the work.

Update the asbestos inventory report upon completion of any abatement and removal of asbestos-containing materials.

6.0 TERMS AND LIMITATIONS

This work was performed subject to the Terms and Limitations presented or referenced in the proposal for this project.



Information provided by Pinchin is intended for Client use only. Pinchin will not provide results or information to any party unless disclosure by Pinchin is required by law. Any use by a third party of reports or documents authored by Pinchin or any reliance by a third party on or decisions made by a third party based on the findings described in said documents, is the sole responsibility of such third parties. Pinchin accepts no responsibility for damages suffered by any third party as a result of decisions made or actions conducted. No other warranties are implied or expressed.

7.0 REFERENCES

The following legislation and documents were referenced in completing the assessment and this report:

1. Asbestos on Construction Projects and in Buildings and Repair Operations, Ontario Regulation 278/05.
2. Designated Substances, Ontario Regulation 490/09.
3. Ministry of the Environment Regulation, R.R.O. 1990 Reg. 347 as amended.

\\PIN-HAM-FS02\job\320000s\0320582.000 HWCDSB,Various2023Projects,ASB,CONS\0320582.004 HWCDSB,AllSites,2023,ASB,ASSMT\Deliverables\St. Margaret Mary\2025\320582.004 Asbestos Asmnt Report St. Margaret Mary HWCDSB July 11 2025.docx

Template: Master Report for Asbestos Assessment, HAZ, July 29, 2021

APPENDIX I
Drawings

NOT ALL KNOWN OR SUSPECTED ASBESTOS BUILDING MATERIALS MAY BE DEPICTED ON THE DRAWING. REFER TO THE ASBESTOS REASSESSMENT REPORT FOR A COMPLETE LIST OF KNOWN AND SUSPECTED ASBESTOS BUILDING MATERIALS.

LEGEND IS COLOUR DEPENDENT. NON-COLOUR COPIES MAY ALTER INTERPRETATION.

BASE PLAN PROVIDED BY CLIENT.



905-577-6206

www.pinchin.com

LEGEND:

(X) LOCATION NUMBER

(◎) ASBESTOS BULK SAMPLE

ASBESTOS-CONTAINING MATERIALS:

VINYL FLOOR TILES & MASTIC

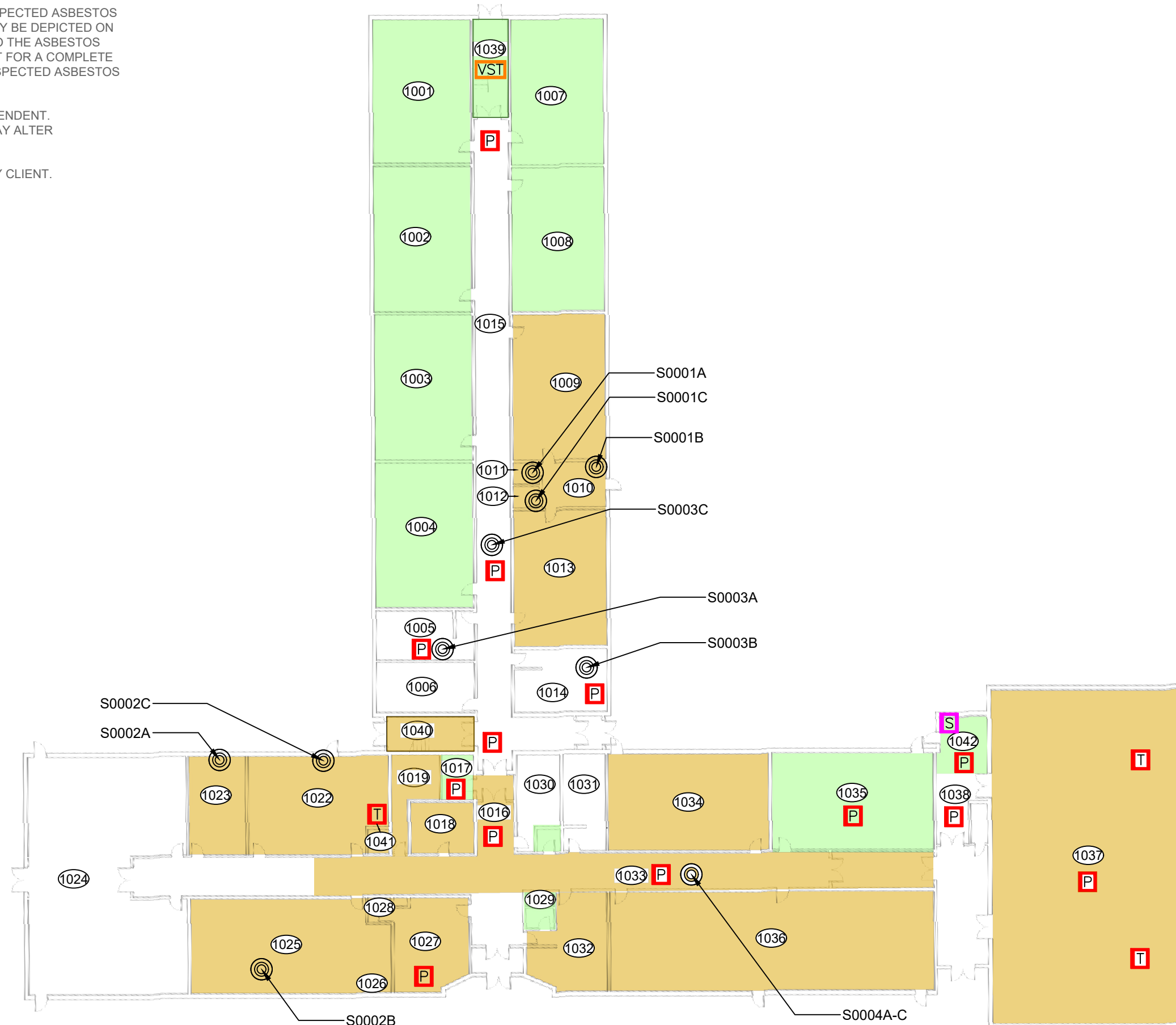
MASTIC

P PIPE INSULATION

T TRANSITE PANEL

S SINK UNDERCOATING

VST VINYL STAIR TREAD (PRESUMED)



CLIENT:



Hamilton-Wentworth
Catholic District School Board
Believing, Achieving, Serving

LOCATION:

ST. MARGARET MARY
25 BRENTWOOD DRIVE
HAMILTON, ONTARIO

TITLE:

ASBESTOS ASSESSMENT
FLOOR LEVEL 1

DATE:

JUNE 2025

PROJECT # :

320582.004

DRAWN BY:

NM

DRAWING:

CHECKED BY:

DMP

1 OF 2

SCALE:

NTS

NOT ALL KNOWN OR SUSPECTED ASBESTOS BUILDING MATERIALS MAY BE DEPICTED ON THE DRAWING. REFER TO THE ASBESTOS REASSESSMENT REPORT FOR A COMPLETE LIST OF KNOWN AND SUSPECTED ASBESTOS BUILDING MATERIALS.

LEGEND IS COLOUR DEPENDENT. NON-COLOUR COPIES MAY ALTER INTERPRETATION.

BASE PLAN PROVIDED BY CLIENT.



905-577-6206

www.pinchin.com

LEGEND:

- (X) LOCATION NUMBER
- (◎) ASBESTOS BULK SAMPLE

ASBESTOS-CONTAINING MATERIALS:

- VINYL FLOOR TILES & MASTIC
- MASTIC
- P PIPE INSULATION
- T TRANSITE PANEL
- S SINK UNDERCOATING
- VST VINYL STAIR TREAD (PRESUMED)

CLIENT:



Hamilton-Wentworth
Catholic District School Board
Believing, Achieving, Serving

LOCATION:

ST. MARGARET MARY
25 BRENTWOOD DRIVE
HAMILTON, ONTARIO

TITLE:

ASBESTOS ASSESSMENT
FLOOR LEVEL 2

DATE:

JUNE 2025

PROJECT # :

320582.004

DRAWN BY:

NM

DRAWING:

2 OF 2

CHECKED BY:

DMP

SCALE:

NTS



APPENDIX II
Asbestos Analytical Certificates



Bulk Asbestos Analysis

By Polarized Light Microscopy
 EPA Method: 600/R-93/116 and 40 CFR, Part 763, Subpart E,
 App.E



Customer: Pinchin Ltd.
 6-875 Main St West
 Suite 200
 Hamilton, Ontario L8S 4P9

Attn: Emily Balfour
 Michael Maiorana

Lab Order ID: 71920487
Analysis ID: 71920487_PLM
Date Received: 8/5/2019
Date Reported: 8/14/2019

Project: 230748, 25 Brentwood Dr, Hamilton, Ontario, Hamilton-Wentworth Catholic School Board, St. Margaret Mary

Sample ID	Description	Asbestos	Fibrous Components	Non-Fibrous Components	Attributes
Lab Sample ID	Lab Notes				Treatment
S0001A - A	Smooth plaster wall, Washroom, Location 1011	None Detected		100% Other	White Non Fibrous Heterogeneous
71920487PLM_1	finish				Crushed
S0001A - B	Smooth plaster wall, Washroom, Location 1011	None Detected		100% Other	Gray Non Fibrous Heterogeneous
71920487PLM_9	base				Crushed
S0001B - A	Smooth plaster wall, Foyer, Location 1010	None Detected		100% Other	White Non Fibrous Heterogeneous
71920487PLM_2	finish				Crushed
S0001B - B	Smooth plaster wall, Foyer, Location 1010	None Detected		100% Other	Gray Non Fibrous Heterogeneous
71920487PLM_10	base				Crushed
S0001C - A	Smooth plaster wall, Washroom, Location 1012	None Detected		100% Other	White Non Fibrous Heterogeneous
71920487PLM_3	finish				Crushed
S0001C - B	Smooth plaster wall, Washroom, Location 1012	None Detected		100% Other	Gray Non Fibrous Heterogeneous
71920487PLM_11	base				Crushed
S0001D - A	Smooth plaster wall, Storage, Location 2008	None Detected		100% Other	White Non Fibrous Heterogeneous
71920487PLM_4	finish				Crushed
S0001D - B	Smooth plaster wall, Storage, Location 2008	None Detected		100% Other	Gray Non Fibrous Heterogeneous
71920487PLM_12	base				Crushed

Disclaimer: Due to the nature of the EPA 600 method, asbestos may not be detected in samples containing low levels of asbestos. We strongly recommend that analysis of floor tiles, vermiculite, and/or heterogeneous soil samples be conducted by TEM for confirmation of "None Detected" by PLM. This report relates only to the samples tested and may not be reproduced, except in full, without the written approval of SAL. This report may not be used by the client to claim product endorsement by NVLAP or any other agency of the U.S. government. Analytical uncertainty available upon request. Scientific Analytical Institute participates in the NVLAP Proficiency Testing program. Unless otherwise noted blank sample correction was not performed. Estimated MDL is 0.1%.

Jalen Moore (13)

Analyst

Approved Signatory



Bulk Asbestos Analysis

By Polarized Light Microscopy
EPA Method: 600/R-93/116 and 40 CFR, Part 763, Subpart E,
App.E



NVLAP Lab Code: 200664-0



Customer: Pinchin Ltd.
6-875 Main St West
Suite 200
Hamilton, Ontario L8S 4P9

Attn: Emily Balfour
Michael Maiorana

Lab Order ID: 71920487
Analysis ID: 71920487_PLM
Date Received: 8/5/2019
Date Reported: 8/14/2019

Project: 230748, 25 Brentwood Dr, Hamilton, Ontario, Hamilton-Wentworth Catholic School Board, St. Margaret Mary

Sample ID	Description	Asbestos	Fibrous Components	Non-Fibrous Components	Attributes
Lab Sample ID	Lab Notes				Treatment
S0001E - A	Smooth plaster ceiling, Boys Washroom, Location 2006	None Detected		100% Other	White Non Fibrous Heterogeneous
71920487PLM_5	finish				Crushed
S0001E - B	Smooth plaster ceiling, Boys Washroom, Location 2006	None Detected		100% Other	Gray Non Fibrous Heterogeneous
71920487PLM_13	base				Crushed
S0002A	Drywall joint compound on wall, Kindergarten, Location 1023	None Detected		100% Other	White Non Fibrous Heterogeneous
71920487PLM_6					Crushed
S0002B	Drywall joint compound on wall, Classroom, Location 1025	None Detected		100% Other	White Non Fibrous Heterogeneous
71920487PLM_7					Crushed
S0002C	Drywall joint compound on wall, Classroom, Location 1022	None Detected		100% Other	White Non Fibrous Heterogeneous
71920487PLM_8					Crushed

Disclaimer: Due to the nature of the EPA 600 method, asbestos may not be detected in samples containing low levels of asbestos. We strongly recommend that analysis of floor tiles, vermiculite, and/or heterogeneous soil samples be conducted by TEM for confirmation of "None Detected" by PLM. This report relates only to the samples tested and may not be reproduced, except in full, without the written approval of SAL. This report may not be used by the client to claim product endorsement by NVLAP or any other agency of the U.S. government. Analytical uncertainty available upon request. Scientific Analytical Institute participates in the NVLAP Proficiency Testing program. Unless otherwise noted blank sample correction was not performed. Estimated MDL is 0.1%.

Jalen Moore (13)

Analyst

Approved Signatory

71920487

Version 1-15-2012

Client: Contact: Address: Phone: Fax: Email: Project: Client Notes: P.O. #. Date Submitted: Analysis: TurnAroundTime:	Pinchin Ltd. Emily Balfour 6-875 Main Street West, Suite 200, Hamilton ON L8S 4P9 905-577-6206 905-577-6207 ebalfour@pinchin.com mmaiorana@pinchin.com 230748, 25 Brentwood Dr, Hamilton, Ontario, Hamilton-Wentworth Catholic School Board, St. Margaret Mary	<p align="center">*Instructions:</p> <p align="center">Use Column "B" for your contact info</p> <p align="center">To See an Example Click the bottom Example Tab.</p> <p align="center">Enter samples between "<<" and ">>"</p> <p align="center">Begin Samples with a "<<" above the first sample and end with a ">>" below the last sample. Only Enter your data on the first sheet "Sheet1"</p> <p align="center">Note: Data 1 and Data 2 are optional fields that do not show up on the official report, however they will be included</p> <p align="center">in the electronic data returned to you to facilitate your reintegration of the report data.</p>	<p align="right">Invoice to:</p> ap@pinchin.com
	PLM - Stop Positive EXCEPT for S0001 5 Days		230748 7/31/2019

Sample Number	Data 1 (Lab use only)	Sample Description	Data 2 (Lab use only)
<<			
S0001A		Smooth plaster wall, Washroom, Location 1011	
S0001B		Smooth plaster wall, Foyer, Location 1010	
S0001C		Smooth plaster wall, Washroom, Location 1012	
S0001D		Smooth plaster wall, Storage, Location 2008	
S0001E		Smooth plaster ceiling, Boys Washroom, Location 2006	
S0002A		Drywall joint compound on wall, Kindergarten, Location 1023	
S0002B		Drywall joint compound on wall, Classroom, Location 1025	
S0002C		Drywall joint compound on wall, Classroom, Location 1022	
>>			

Accepted

Rejected

Csundara 8/5
10:30a



Pinchin Ltd. Asbestos Laboratory Certificate of Analysis

Project Name: Hamilton-Wentworth Catholic School Board, St. Margaret Mary,
25 Brentwood Drive, Hamilton, Ontario

Project No.: 0272113.000

Prepared For: E. Balfour / M. Maiorana

Lab Reference No.: b230668

Analyst(s): K. Cockburn

Date Received: May 21, 2020

Date Analyzed: May 28, 2020

Samples submitted: 6

Phases analyzed: 2

Method of Analysis:

EPA 600/R-93/116 - Method for the Determination of Asbestos in Bulk Building Materials dated July, 1993

Bulk samples are checked visually and scanned under a stereomicroscope. Slides are prepared and observed under a Polarized Light Microscope (PLM) at magnifications of 40X, 100X or 400X as appropriate. Asbestos fibres are identified by a combination of morphology, colour, refractive index, extinction, sign of elongation, birefringence and dispersion staining colours. A visual estimate is made of the percentage of asbestos present. A reported concentration of less than (<) the regulatory threshold (see chart below) indicates the presence of confirmed asbestos in trace quantities, limited to only a few fibres or fibre bundles in an entire sample. This method complies with provincial regulatory requirements where applicable. Multiple phases within a sample are analyzed and reported separately.

All bulk samples submitted to this laboratory for asbestos analysis are retained for a minimum of three months. Samples may be retrieved, upon request, for re-examination at any time during that period.

The Pinchin Ltd. Mississauga asbestos laboratory is accredited by the National Institute of Standards and Technology, National Voluntary Laboratory Accreditation Program (NVLAP Lab Code 101270-0) for the 'EPA – 40 CFR Appendix E to Subpart E of Part 763, Interim Method of the Determination of Asbestos in Bulk Insulation Samples,' and the 'EPA 600/R-93/116: Method for the Determination of Asbestos in Bulk Building Materials'; and meets all requirements of ISO/IEC 17025:2005.

This report relates only to the items tested.

NOTE: *This test report may not be reproduced, except in full, without the written approval of the laboratory. The client may not use this report to claim product endorsement by NVLAP or any agency of the U.S. Government. This report is valid only when signed in blue ink by the analyst. Vinyl asbestos floor tiles contain very fine fibres of asbestos and may be missed by some laboratories using the PLM method. Internal verification studies performed by Pinchin indicate that the chance of missing asbestos in floor tiles is no higher than about 2%. The vinyl tile study and laboratory documentation on measurement uncertainty is available upon request. The analysis of dust samples by PLM cannot be used as an indicator of past or present airborne asbestos fibre levels.*



Pinchin Ltd. Asbestos Laboratory
Certificate of Analysis

Project Name: Hamilton-Wentworth Catholic School Board, St. Margaret Mary,
25 Brentwood Drive, Hamilton, Ontario
Project No.: 0272113.000
Prepared For: E. Balfour / M. Maiorana
Lab Reference No.: b230668
Date Analyzed: May 28, 2020

BULK SAMPLE ANALYSIS

SAMPLE IDENTIFICATION	SAMPLE DESCRIPTION	% COMPOSITION (VISUAL ESTIMATE)			
		ASBESTOS		OTHER	
S0003A Parging cement, Boy's Washroom, Location 1005	Homogeneous, grey, soft, parging cement.	Chrysotile	50-75%	Non-Fibrous Material	25-50%
Comments:	Cotton fabric reinforcement is present on the surface of this sample.				
S0003B Parging cement, Girl's Washroom, Location 1014				Not Analyzed	
Comments:	Analysis was stopped due to a previous positive result.				
S0003C Parging cement, Corridor, Location 1015				Not Analyzed	
Comments:	Analysis was stopped due to a previous positive result.				
S0004A Aircell, Corridor, Location 1033	Homogeneous, off-white, layered, corrugated paper.	Chrysotile	50-75%	Cellulose	25-50%
				Non-Fibrous Material	5-10%
S0004B Aircell, Corridor, Location 1033				Not Analyzed	
Comments:	Analysis was stopped due to a previous positive result.				
S0004C Aircell, Corridor, Location 1033				Not Analyzed	
Comments:	Analysis was stopped due to a previous positive result.				

Reviewed by:

Reporting Analyst:



Analyzed by: *KC*

Reviewed by: *KB*

Report Sent by: *19*



Instructions:

**Pinchin Ltd. - Asbestos Laboratory
Internal Asbestos Bulk Sample Chain of Custody**

Client Name:	Hamilton-Wentworth Catholic School Board	Project Address:	25 Brentwood Drive, Hamilton, Ontario
Portfolio/Building No:	St. Margaret Mary	Pinchin File:	272113
Submitted by:	Emily Balfour	Email:	ebalfour@pinchin.com
CC Results to:	Michael Maiorana	CC Email:	mmaiorana@pinchin.com
Invoice to:	Accounts Payable	Invoice Email:	ap@pinchin.com
Date Submitted:	May 19 2020	Required by:	May 26 2020
# of Samples:	6	Priority:	5 Day Turnaround
Year of Building Construction (Mandatory Field):	1957		
Do NOT Stop on Positive (Sample Numbers):			
Pinchin Group Company (Mandatory Field):	Pinchin		

To be Completed by Lab Personnel Only:

Lab Reference #:	<i>0230668</i>	Time:	24 hour clock		
Received by:	<i>MAY 21 2020</i>	Date:	Month	Day	Year
Name(s) of Analyst(s):	<i>KC 2020/05/28</i>				

Sample Prefix	Sample No.	Sample Suffix	Sample Description/Location (Mandatory)
	S0003	A	Parging cement, Boy's Washroom, Location 1005 <i>CH50-757</i>
	S0003	B	Parging cement, Girl's Washroom, Location 1014 <i>- NA -</i>
	S0003	C	Parging cement, Corridor, Location 1015 <i>- NA -</i>
	S0004	A	Aircell, Corridor, Location 1033 <i>CH50-757</i>
	S0004	B	Aircell, Corridor, Location 1033 <i>- NA -</i>
	S0004	C	Aircell, Corridor, Location 1033 <i>- NA -</i>

APPENDIX III
Methodology

1.0 GENERAL

An inspection was conducted to identify the asbestos-containing materials (ACM) incorporated in the structure and its finishes as defined by the scope of work.

Information regarding the location and condition of ACM encountered and visually estimated quantities were recorded. The locations of any samples collected were recorded on small-scale plans. As-built drawings and previous reports were referenced where provided.

Sample collection (where performed) was conducted in accordance with our Standard Operating Procedures.

The inspection for asbestos included friable and non-friable asbestos-containing materials (ACM). A friable material is a material that when dry can be crumbled, pulverized or powdered by hand pressure.

Where samples were collected, a separate set of samples was collected of each type of homogenous material suspected to contain asbestos. A homogenous material is defined by the US EPA as material that is uniform in texture and appearance, was installed at one time, and is unlikely to consist of more than one type or formulation of material. The homogeneous materials were determined by visual examination and available information on the phases of construction and prior renovations.

Where samples were collected, samples were collected at a rate that is in compliance with the requirements of local regulations and guidelines. The sampling strategy was also based on known ban dates and phase out dates of the use of asbestos; sampling of certain building materials is not conducted after specific construction dates. In addition, to be conservative, several years past these dates are added to account for some uncertainty in the exact start / finish date of construction and associated usage of ACM. In some cases, manufactured products such as asbestos cement pipe were visually identified without sample confirmation.

Where samples were collected, the asbestos analysis was completed using a stop-positive approach. Only one result meeting the regulated criteria was required to determine that a material is asbestos-containing, but all samples must be analyzed to conclusively determine that a material is non-asbestos. The laboratory stopped analyzing samples from a homogeneous material once a result equal to or greater than the regulated criteria is detected in any of the samples of that material. All samples of a homogeneous material were analyzed if no asbestos is detected. In some cases, all samples were analyzed in the sample set regardless of result.

Where samples were collected, the analysis was performed in accordance with Test Method EPA/600/R-93/116: Method for the Determination of Asbestos in Bulk Building Materials, July 1993.

Where samples were collected, analytical results were compared to the following criteria.



Jurisdiction*	Friable	Non-Friable
Ontario	0.5%	0.5%

Where building materials are described in the report as “non-asbestos” or “does not contain asbestos”, this means that either no asbestos was detected by the analytical method utilized in any of the multiple samples or, if detected, it is below the lower limit of an asbestos-containing material in the applicable regulation. Additionally, these terms are used for materials which historically are known to not include asbestos in their manufacturing.

Asbestos materials were evaluated in order to make recommendations regarding remedial work. The priority for remedial action was based on several factors:

- Friability (friable or non-friable);
- Condition (good, fair, poor, debris);
- Accessibility (ranking from accessible to all building users to inaccessible);
- Visibility (whether the material is obscured by other building components).
- Efficiency of the work (for example, if damaged ACM is being removed in an area, it may be most practical to remove all ACM in the area even if it is in good condition).

For a complete description of the Evaluation Criteria and Basis of Recommendations, refer to Annex A.

METHODOLOGY ANNEX A EVALUATION CRITERIA

EVALUATION CRITERIA AND BASIS OF RECOMMENDATIONS

The detailed asbestos assessment provides information regarding the location, condition, accessibility and friability of the asbestos-containing materials (ACM). In order to make recommendations for compliance with current regulations, Pinchin developed the following criteria.

EVALUATION OF CONDITION

Friable Sprayed or Trowelled Fireproofing, Thermal Insulation and Texture Finishes (Surfacing Materials)

To evaluate the condition of ACM sprayed or trowelled on fireproofing, sprayed or trowelled thermal insulation (non-mechanical), or texture, decorative or acoustic finishes, the following criteria are applied:

Good	Surface of material shows no significant signs of damage, deterioration or delamination. Good condition includes unencapsulated or unpainted fireproofing or texture finishes, where no or limited delamination or damage is observed, or encapsulated fireproofing or texture finishes where the encapsulant or paint has been applied after the damage or fallout occurred.
Poor	A sprayed material that shows signs of significant damage or is significantly delaminating or deteriorating. This may be limited to surface delamination or some portion of the substrate may be exposed.

In Locations where damage exists in isolated areas, both good and poor condition may be applicable. The extent of each condition will be recorded. Fair condition is not utilized in the evaluation of ACM sprayed or trowelled fireproofing, sprayed or trowelled thermal insulation (non-mechanical), or texture, decorative or acoustic finishes.

The evaluation of the above products above ceilings may be limited by the number of observations and by building components such as ducts or full height walls that obstruct the above ceiling observations.

Friable Mechanical or Thermal System Insulation (TSI)

To evaluate the condition of mechanical insulation on vessels, boilers, breeching, ducts, pipes, fan units, equipment etc. the following criteria are applied:

Good	Insulation is completely covered in jacketing and exhibits no evidence of damage or deterioration. No insulation is exposed. Includes conditions where the jacketing has minor damage (i.e. scuffs or stains), but the jacketing is not penetrated.
Fair	Minor penetrating damage to jacketed insulation (cuts, tears, nicks, deterioration or delamination) or undamaged insulation that has never been jacketed. Insulation is exposed but not showing surface disintegration. The extent of missing insulation ranges from minor to none. Damage can be repaired.

Poor	Original insulation jacket is missing, damaged, deteriorated or delaminated. Insulation is exposed and significant areas have been dislodged. Damage cannot be readily repaired. Includes components where insulation may have been removed incompletely.
-------------	---

The evaluation of mechanical insulation may be limited by the number of observations made and building components such as ducts or full height walls that obstruct observations. It is often not possible to observe each foot of mechanical insulation from all angles.

Potentially Friable Materials and Miscellaneous Friable Materials

Potentially friable ACM are products that are basically non-friable while in place but have the potential to generate friable dust upon removal or if significantly disturbed without appropriate procedures. These products may become friable if damaged. Potentially friable materials include materials such as acoustic ceiling tiles and plaster. To evaluate the condition of potentially friable materials, the following criteria are applied:

Good	No significant damage or deterioration. Still serving its intended use as a building material or finish.
Fair	Showing signs of some cracking or breakage, but is not deteriorating (e.g. cracked plaster, broken but in place ceiling tile, missing tile or section of plaster etc.). The condition is such that it is still serving its intended use as a building material or finish but may require repair for mainly cosmetic purposes.
Poor	Significant deterioration or breaking apart of the material. Material has deteriorated to the point it is not serving its intended use as building material or finish. Material has deteriorated to a point it has become friable. Normally potentially friable ACM in Poor condition is not repairable and requires at least localized removal and replacement.

Non-Friable Materials

Non-friable ACM cover a wide range of products with a wide variation in their tendency to release dust or asbestos fibres to the air. Many of these materials, (particularly where the matrix is an unweathered bitumen, asphalt or tar material) do not release fibres except in very unusual circumstances or during significant disturbance (e.g. use of abrasive power tools). Others with a cementitious matrix (asbestos-cement products) can more readily release dust due to abrasion, demolition, weathering, etc. The potential for asbestos release from non-friable ACM is always lower than from friable ACM. To evaluate the condition of non-friable Materials, the following criteria are applied:

Good	No significant damage or deterioration. Still serving its intended use as a building material or finish.
-------------	--

Fair	Showing signs of some cracking or breakage but is not deteriorating (e.g. cracked vinyl floor tile, missing piece of tile or transite, etc.). The condition is such that it is still serving its intended use as a building material or finish but may require repair for mainly cosmetic purposes.
Poor	Significant deterioration or breaking apart of the material to the point at which it cannot be repaired, and it will require at least local removal. Material has deteriorated to the point it is not serving its intended use as building material or finish. Material may have deteriorated to a point where traffic or disturbance may cause it to become friable.

Evaluation of ACM Debris

The identification of the exact location or presence of debris on the top of ceiling tiles is limited by the number of observations made and the presence of building components such as ducts or full height walls that obstruct observations.

The presence of fallen or dislodged ACM is noted separately from the ACM source and is referred to as Debris. Debris may be friable if from a friable ACM source or a badly deteriorated non-friable ACM source. Debris may also be non-friable (such as fallen pieces of transite sheet or mastic fittings, or broken, dislodged floor tiles).

Debris	Debris may be friable or non-friable but is always identified as debris.
---------------	--

Evaluation of Presumed Asbestos-Containing Material (PACM)

Presumed asbestos-containing materials (PACM), are building materials that may contain asbestos but were not sampled or analyzed due to inaccessibility or the need to perform destructive testing to obtain a reasonable sample set. Evaluation of these materials is based on the assumption that these PACM are asbestos-containing.

A list of PACM is provided in the report and they are generally not included in the detailed room by room reports. Typically, they are excluded because they are inaccessible or present in very small quantities. If PACM are evaluated, Pinchin uses the criteria that correspond with the type (and friability) of the material listed above.

EVALUATION OF ACCESSIBILITY

The accessibility of building materials known or suspected of being ACM is rated according to the following criteria:

Access (A)	Common areas of the building within reach of all building users (approximately 8' - 9' from floor or standard ceiling height). Includes other areas where occupant activities may result in disturbance of material that is not normally within reach from floor level, but may be disturbed by common activities (e.g. gymnasiums, workshops, warehouses)
Access (B)	Areas of the building accessed primarily by Maintenance/Caretaking/Janitorial Staff and within reach without use of a ladder. Includes areas within reach in Boiler Rooms, Electrical Rooms, Janitors Closets, Elevator Rooms, Mechanical Rooms, etc. Includes materials within reach from fixed ladders or catwalks, mezzanines, and accessible pipe chases.
Access (C) and Visible	Areas of the building above 8' - 9' where use of a ladder or scaffold is required to reach the ACM. Only includes ACM that are visible to view without the removal or opening of other building components such as ceiling tiles or service access panels. Visible column on HMIS sheets will say YES.
Access (C) and not Visible	Areas of the building above 8' - 9' where use of a ladder or scaffold is required to reach the ACM. Includes ACM that are not visible to view and require the removal of a building component to see, such as ceilings tiles or access panels to view and access. Includes rarely entered crawl spaces, attic spaces, etc. Observations will be limited to the extent visible from the access points. Visible column on HMIS sheets will say NO.
Access (D)	Areas of the building behind inaccessible solid ceiling systems, walls or equipment etc. where demolition of the ceiling, wall or equipment etc. is required to reach the ACM. Material inaccessible due to height or location or is only accessed under unusual situations. Evaluation of condition and extent of ACM is limited or impossible, depending on the surveyor's ability to visually examine materials in Access D.

ACTION MATRIX AND DEFINITIONS

Pinchin's evaluation of the viability of a specific asbestos control option is based on the consideration of the friability, condition, accessibility and visibility of a material. The logic used is that damaged ACM located in an area frequently accessed by all building occupants is of a higher priority than damaged ACM located in an infrequently accessed service area. The action matrix considers the potential for fibre release (primarily from friable ACM) and the possible concerns from regulatory bodies and many building occupants to all damaged ACM (including non-friable).

In any building with asbestos, many current regulations require an Asbestos Management Program be implemented. Depending on the condition and the accessibility, more active measures such as repair or removal may be recommended. The following matrix provides guidance for recommended Actions in the absence of renovation or demolition. In the event of construction or maintenance activity which will disturb ACM more aggressive control or removal will be required.

Action Matrix

The following tables outline the action decisions based on the relationship of assessed factors. Table I applies to friable ACM. Table II applies to non-friable ACM.

Table I Decision Matrix for Friable ACM

Access	Condition			Debris
	Good	Fair	Poor	
(A)	Action 5 ¹	Action 5 ²	Action 3	Action 1
(B)	Action 7	Action 6 ³	Action 3	Action 1
(C) Visible	Action 7	Action 6	Action 3	Action 2
(C) Not Visible	Action 7	Action 7	Action 4	Action 2
(D)	Action 7	Action 7	Action 7	Action 7

Table II Decision Matrix for Potentially Friable and Non-Friable ACM

Access	Condition			Debris
	Good	Fair	Poor	
(A)	Action 7	Action 7 ⁴	Action 3	Action 1
(B)	Action 7	Action 7	Action 3	Action 1
(C) Visible	Action 7	Action 7	Action 4	Action 2
(C) Not Visible	Action 7	Action 7	Action 4	Action 2
(D)	Action 7	Action 7	Action 7	Action 7

Action Definitions

The following are the definitions in the Action Matrix Table presented above:

Action Definitions

Action 1	Clean-Up of ACM Debris Restrict access that is likely to cause a disturbance of the ACM Debris and clean up ACM Debris. Utilize appropriate asbestos precautions.
-----------------	--

¹ If friable ACM in access (A)/Good condition is not proactively removed Action 7 (Manage) is recommended.

² If friable ACM in access (A)/Fair condition is not proactively removed repair is recommended.

³ If friable ACM in access (B)/Fair condition is likely to be disturbed after repair proactive removal is recommended.

⁴ Action 7 is recommended for all non-friable ACM in Fair condition however some clients may wish to repair or take some action primarily for cosmetic reasons



Action Definitions

Action 2	<p>Precautions for Access Which may Disturb ACM Debris</p> <p>Use appropriate means to isolate the debris or to limit entry to the area which may disturb the material. At locations where ACM Debris can remain in place in lieu of removal or clean-up (e.g. Debris on top of ceiling tiles or behind lockable door), Utilize appropriate asbestos precautions to enter the area if this will disturb debris. The precautions will be required until the ACM Debris has been cleaned up.</p>
Action 3	<p>ACM Removal</p> <p>Remove ACM. Utilize asbestos procedures appropriate to the scope of the removal work. Until it is removed, restrict access to the material so it is not disturbed.</p>
Action 4	<p>Precautions for Work Which may Disturb ACM in Poor Condition. Utilize appropriate asbestos precautions if ACM may be disturbed by work on or near ACM. This does not require restricting access to the area, only control of work which may contact or disturb the ACM. Removal is the only viable option if work will disturb ACM.</p>
Action 5	<p>Proactive ACM Removal</p> <p>Remove friable ACM where the presence of friable asbestos in Good condition is not desirable. If friable ACM in Fair condition is not removed, then Repair friable ACM.</p>
Action 6	<p>ACM Repair</p> <p>Repair friable ACM in Fair condition which is not likely to be damaged again or disturbed by normal use of the area or room. Pinchin recommends proactive removal if friable ACM is likely to be damaged or disturbed during normal use of the area or room</p>
Action 7	<p>Asbestos Management Program with Routine Surveillance Implement an Asbestos Management Program, including routine surveillance of ACM. Reassess materials regularly (typically once per year).</p>

APPENDIX IV
Location List

Client:HWCSB

Site: 25 Brentwood Drive, Hamilton, ON

Building Name: St. Margaret Mary

Survey Date:

Last Re-Assessment: 2025-06-11

Building Phases: A: 1957

Location No.	Name or Description	Area ft ²	Floor No.	Bldg. Phase	Notes
0	Presumed Asbestos-Containing Materials	0	1	A	Where present, these materials are assumed to contain asbestos until otherwise proven by sampling and analysis.
1001	Classroom 12	0	1	A	
1002	Classroom 11	0	1	A	
1003	Classroom 10	0	1	A	
1004	Classroom 9	0	1	A	
1005	Boys Washroom	0	1	A	
1006	Boiler Room	0	1	A	
1007	Classroom 13	0	1	A	
1008	Classroom 14	0	1	A	
1009	Library, room no. 15	0	1	A	
1010	Foyer	0	1	A	
1011	Washroom	0	1	A	
1012	Washroom	0	1	A	
1013	Parenting and Family Literacy, room no. 12	0	1	A	
1014	Girl Washroom	0	1	A	
1015	Corridor	0	1	A	
1016	Corridor/Foyer	0	1	A	
1017	Server Room	0	1	A	
1018	Custodian Room	0	1	A	
1019	Storage	0	1	A	
1022	Classroom	0	1	A	
1023	Kindergarten	0	1	A	
1024	Storage	0	1	A	
1025	Classroom 5	0	1	A	
1026	Work Room	0	1	A	
1027	Office	0	1	A	
1028	Staff Washroom	0	1	A	
1029	Storage	0	1	A	
1030	H/C Washroom	0	1	A	
1031	Staff Washroom	0	1	A	
1032	Principals Office	0	1	A	
1033	Corridor	0	1	A	
1034	Teachers Room	0	1	A	
1035	Supply Room	0	1	A	
1036	Library	0	1	A	
1037	Gymnasium	0	1	A	
1038	Kitchen	0	1	A	
1039	Stairwell	0	1	A	
1040	Stairwell	0	1	A	
1041	Womens Washroom	0	1	A	
1042	Kitchen Sink Room	0	1	A	
2001	Classroom 21	0	2	A	
2002	Classroom 22	0	2	A	
2003	Classroom 23	0	2	A	
2004	Classroom 24	0	2	A	
2005	Spec Ed	0	2	A	
2006	Boys Washroom	0	2	A	
2007	Girls Washroom	0	2	A	
2008	Storage	0	2	A	
2009	Tech Room	0	2	A	
2010	Classroom 17	0	2	A	
2011	Classroom 18	0	2	A	
2012	Classroom 19	0	2	A	
2013	Classroom 20	0	2	A	
2014	Corridor	0	2	A	

APPENDIX V
Summary Report / Sample Log

Client: Hamilton-Wentworth Catholic District Sch

Site: 25 Brentwood Drive, Hamilton, ON

Building Name: St. Margaret Mary

Survey Date: 2018-07-17

HAZMAT	Sample No	System/Component/Material/Sample Description	Locations	Bldg. Phase	LF	SF	EA	%	Type	Positive	Friability
Asbestos	S0001 ABCDE	Ceiling, Wall, Ceiling, Wall Plaster	1010,1011,1012,2005,2006,2007,2008,2009	A	0	0	0	100	None Detected	No	
Asbestos	S0002 ABC	Wall Drywall And Joint Compound	1022,1023,1024,1025	A	0	0	0	100	None Detected	No	
Asbestos	S0003 ABC	Piping Parging Cement	1005,1014,1015,1016,1017,1027,1033,1035,1037 1042	A	0	0	102	0	Chrysotile	Yes	F
Asbestos	S0004 ABC	Piping Domestic Cold Water Aircell	1017,1033,1038	A	57	0	6	0	Chrysotile	Yes	F
Asbestos	V9500	Ceiling Cement Product 2x2 Tile	1041	A	0	0	0	100	Presumed Asbestos	Yes	NF
Asbestos	V9500	Floor Mastic	1001,1002,1003,1004,1007,1008,1009,1010,1011 1012,1013,1016,1017,1018,1019,1022,1023,1024 1025,1026,1027,1028,1029,1030,1032,1033,1034 1035,1036,1037,1039,1040,1041,1042,2001,2002 2003,2004,2005,2009,2010,2011,2012,2013	A	0	0	0	100	Presumed Asbestos	Yes	NF
Asbestos	V9500	Floor Stairs Rubber Vinyl Stair Treads	1039,1040	A	0	0	0	100	Presumed Asbestos	Yes	NF
Asbestos	V9500	Floor Vinyl Floor Tile (no Mastic) 12x12 Beige With White And Black Streaks, 12x12 Brown With White And Black Streaks, 12x12 Light Grey Multi-fleck, 12x12 Light Grey Multi-fleck, 9x9 Green W White Streaks, 9x9 Green With White Streaks, 9x9 Grey With White And Black Streaks, 9x9 White W Grey Streaks, 9x9 Grey With White And Black Streaks, 9x9 Pink With White And Brown Streaks	1001,1002,1004,1007,1008,1017,1029,1030,1035 1039,1040,1042,2001,2002,2004,2010,2011,2013	A	0	0	0	100	Presumed Asbestos	Yes	NF
Asbestos	V9500	Floor Vinyl Floor Tile And Mastic 9x9 Green With White Streaks	1033	A	0	0	0	100	Presumed Asbestos	Yes	NF
Asbestos	V9500	Other Sink Mastic, Gold Undercoating	1042	A	0	0	3	0	Presumed Asbestos	Yes	NF
Asbestos	V9500	Other N/a Roofing Felts And Tar, Mastics, Floor Levelling Compound, Ceramic Tile Setting Compound, Electrical Components, Mechanical Packing, Ropes And Gaskets, Vermiculite, Adhesives And Duct Mastics, Caulking And Putties, Fibre-reinforced Paints And Coatings, Paper Products, Soffit And Fascia Boards, Fire Resistant Doors, Stucco, Plaster Or Other Cementitious Parge Coatings, Vibration Dampers On Hvac Equipment, Terrazzo, Ropes And Gaskets In Cast-iron Bell And Spigot Joints, Sealants On Pipe Threads	0	A	0	0	0	100	Presumed Asbestos	Yes	NF
Asbestos	V9500	Piping Sweatwrap	1015,1033	A	0	0	0	100	Presumed Asbestos	Yes	F

HAZMAT	Sample No	System/Component/Material/Sample Description	Locations	Bldg. Phase	LF	SF	EA	%	Type	Positive	Friability
Asbestos	V9500	Piping Tar	1015	A	0	0	0	100	Presumed Asbestos	Yes	NF
Asbestos	V9500	Wall Cement Product Transite Panels	1037	A	0	400	0	0	Presumed Asbestos	Yes	NF
Asbestos	V0000	Ceiling Ceiling Tiles (lay-in) 1x1 Small Pinhole (previously Sampled)	1032	A	0	0	0	0	Non Asbestos	No	
Asbestos	V0000	Ceiling Ceiling Tiles (lay-in) 24x48 Pinhole	1001,1002,1003,1004,1007,1008,1009,1034,1036 2001,2002,2010,2011,2012,2013	A	0	0	0	0	Non Asbestos	No	
Asbestos	V0000	Ceiling Ceiling Tiles (lay-in) 24x48 Pinhole With Fleck	1028,1032	A	0	0	0	0	Non Asbestos	No	
Asbestos	V0000	Ceiling Ceiling Tiles (lay-in) 2x4 Long Fissure Random Pinhole (previously Sampled)	1015,1027,1033,1039,1040	A	0	0	0	0	Non Asbestos	No	
Asbestos	V0000	Ceiling Ceiling Tiles (lay-in) 2x4 Short Fissure Random Pinhole (previously Sampled)	1032	A	0	0	0	0	Non Asbestos	No	
Asbestos	V0000	Ceiling Ceiling Tiles (lay-in) 2x4 Small And Irregular Pinhole (previously Sampled)	1005,1014,1016,1023,2014	A	0	0	0	0	Non Asbestos	No	
Asbestos	V0000	Ceiling Concrete (precast)	1006,1010,1013,1018,1019,1022,1024,1025,1031 1037,1038,1042,2003,2005	A	0	0	0	0	Non Asbestos	No	
Asbestos	V0000	Ceiling Masonry	1029	A	0	0	0	0	Non Asbestos	No	
Asbestos	V0000	Floor Concrete (poured)	1006	A	0	0	0	0	Non Asbestos	No	
Asbestos	V0000	Floor Mastic (hwcdsb Sample Parcel 1919230)	1015	A	0	0	0	100	Non Asbestos	No	
Asbestos	V0000	Floor Terrazzo	1005,1014,1030,1031,1038,2006,2007,2008,2014	A	0	0	0	0	Non Asbestos	No	
Asbestos	V0000	Floor Vinyl Floor Tile (no Mastic) 12x12 Beige Dense Fleck (new)	2012	A	0	0	0	100	Non Asbestos	No	
Asbestos	V0000	Floor Vinyl Floor Tile (no Mastic) 12x12 Pink Marble	1027,1036	A	0	0	0	0	Non Asbestos	No	
Asbestos	V0000	Floor Vinyl Floor Tile (no Mastic) 12x12 Brown Oatmeal (installed 2019)	1015,1016	A	0	0	0	0	Non Asbestos	No	
Asbestos	V0000	Piping Fibreglass	1006,1016,1017,1018,1019,1022,1023,1024,1025 1026,1027,1030,1032,1033,1034,1035,1036,1037 1038	A	0	0	0	0	Non Asbestos	No	
Asbestos	V0000	Structure Concrete (precast)	1034,1035,1036	A	0	0	0	0	Non Asbestos	No	
Asbestos	V0000	Structure Beam Deck Joist Steel	1017,1030	A	0	0	0	0	Non Asbestos	No	
Asbestos	V0000	Wall Masonry	1001,1002,1003,1004,1005,1006,1007,1008,1009 1010,1013,1014,1015,1016,1017,1018,1019,1022 1023,1024,1025,1026,1027,1028,1029,1030,1031 1032,1033,1034,1035,1036,1037,1038,1039,1040 1041,1042,2001,2002,2003,2004,2005,2006,2007 2009,2010,2011,2012,2013,2014	A	0	0	0	0	Non Asbestos	No	

Legend:

Sample number	Units	
S####	SF	Asbestos sample collected
L####	LF	Paint sample collected
P####	EA	PCB sample collected
M####	%	Mould sample collected
V####		Material visually similar to numbered sample collected
V0000		Known non Hazardous Material
V9000		Material is visually identified as Hazardous Material
V9500		Material is presumed to be Hazardous Material
[Loc. No.]		Abated Material
		NF Non Friable material.
		F Friable material
		PF Potentially Friable material

APPENDIX VI
HMIS All Data Report

Client: Hamilton-Wentworth Catholic District Sch
Location: #0 : Presumed Asbestos-Containing Materials
Survey Date: 2018-07-17

Site: Elementary
Floor: 1

Building Name: St. Margaret Mary
Room #:
Last Re-Assessment: 2025-06-11

Area (sqft): 0

ASBESTOS																
System	Component	Material	Item	Covering	A*	V*	AP*	Good	Fair	Poor	Unit	Sample	Asbestos Type	Amount	Hazard	Friable
Other		N/A, Roofing felts and tar, mastics, Floor levelling compound, Ceramic tile setting compound, Electrical components, Mechanical packing, ropes and gaskets, Vermiculite, Adhesives and duct mastics, Caulking and putties, Fibre-reinforced paints and coatings, Paper products, Soffit and fascia boards, Fire resistant doors, Stucco, plaster or other cementitious parge coatings, Vibration dampers on HVAC equipment, Terrazzo, Ropes and gaskets in cast-iron bell and spigot joints, Sealants on pipe threads			D	N		100(7)			%	V9500	Presumed Asbestos		Presumed Asbestos	NF

Where present, these materials are assumed to contain asbestos until otherwise proven by sampling and analysis.

Client: Hamilton-Wentworth Catholic District Sch
Location: #1001 : Classroom 12
Survey Date: 2018-07-17

Site: Elementary
Floor: 1

Building Name: St. Margaret Mary
Room #:
Last Re-Assessment: 2025-06-11

Area (sqft): 0

ASBESTOS																
System	Component	Material	Item	Covering	A*	V*	AP*	Good	Fair	Poor	Unit	Sample	Asbestos Type	Amount	Hazard	Friable
Ceiling		Ceiling Tiles (lay-in), 24x48 pinhole			C	Y						V0000	Non-Asbestos		None	
Floor		Mastic			D	N		100(7)			%	V9500	Presumed Asbestos		Presumed Asbestos	NF
Floor		Vinyl Floor Tile (No Mastic), 9x9 pink with white and brown streaks			A	Y		100(7)			%	V9500	Presumed Asbestos		Presumed Asbestos	NF
Structure		Concrete (precast)			C	N										
Wall		Masonry			A	Y						V0000	Non-Asbestos		None	

Client: Hamilton-Wentworth Catholic District Sch **Site:** Elementary
Location: #1002 : Classroom 11 **Floor:** 1
Survey Date: 2018-07-17

Building Name: St. Margaret Mary
Room #:
Last Re-Assessment: 2025-06-11

Area (sqft): 0

ASBESTOS																
System	Component	Material	Item	Covering	A*	V*	AP*	Good	Fair	Poor	Unit	Sample	Asbestos Type	Amount	Hazard	Friable
Ceiling		Ceiling Tiles (lay-in), 24x48 pinhole			C	Y						V0000	Non-Asbestos		None	
Floor		Mastic			D	N		100(7)			%	V9500	Presumed Asbestos		Presumed Asbestos	NF
Floor		Vinyl Floor Tile (No Mastic), 12x12 Light Grey Multi-Fleck			A	Y						V9500	Presumed Asbestos		Presumed Asbestos	NF
Structure		Concrete (precast)			C	N										
Wall		Masonry			A	Y						V0000	Non-Asbestos		None	

Client: Hamilton-Wentworth Catholic District Sch **Site:** Elementary
Location: #1003 : Classroom 10 **Floor:** 1
Survey Date: 2018-07-17

Building Name: St. Margaret Mary
Room #:
Last Re-Assessment: 2025-06-11

Area (sqft): 0

ASBESTOS																
System	Component	Material	Item	Covering	A*	V*	AP*	Good	Fair	Poor	Unit	Sample	Asbestos Type	Amount	Hazard	Friable
Ceiling		Ceiling Tiles (lay-in), 24x48 pinhole			C	Y						V0000	Non-Asbestos		None	
Floor		Mastic			D	N		100(7)			%	V9500	Presumed Asbestos		Presumed Asbestos	NF
Floor		Vinyl Floor Tile (No Mastic), 9x9 pink with white and brown streak			A	Y		100			%	V9500	[None]		[Abated]	
Structure		Concrete (precast)			C	N										
Wall		Masonry			A	Y						V0000	Non-Asbestos		None	

Client: Hamilton-Wentworth Catholic District Sch
Location: #1006 : Boiler Room
Survey Date: 2018-07-17

Site: Elementary
Floor: 1

Building Name: St. Margaret Mary
Room #:
Last Re-Assessment: 2025-06-11

Area (sqft): 0

ASBESTOS																
System	Component	Material	Item	Covering	A*	V*	AP*	Good	Fair	Poor	Unit	Sample	Asbestos Type	Amount	Hazard	Friable
Ceiling		Concrete (precast)			A	Y						V0000	Non-Asbestos		None	
Floor		Concrete (poured)			A	Y						V0000	Non-Asbestos		None	
Piping		Fibreglass	Insulation		C	N						V0000	Non-Asbestos		None	
Wall		Masonry			A	Y						V0000	Non-Asbestos		None	

Client: Hamilton-Wentworth Catholic District Sch
Location: #1007 : Classroom 13
Survey Date: 2018-07-17

Site: Elementary
Floor: 1

Building Name: St. Margaret Mary
Room #:
Last Re-Assessment: 2025-06-11

Area (sqft): 0

ASBESTOS																
System	Component	Material	Item	Covering	A*	V*	AP*	Good	Fair	Poor	Unit	Sample	Asbestos Type	Amount	Hazard	Friable
Ceiling		Ceiling Tiles (lay-in), 24x48 pinhole			C	Y						V0000	Non-Asbestos		None	
Floor		Mastic			D	N		100(7)			%	V9500	Presumed Asbestos		Presumed Asbestos	NF
Floor		Vinyl Floor Tile (No Mastic), 9x9 Grey with White and Black Streaks			A	Y		100(7)			%	V9500	Presumed Asbestos		Presumed Asbestos	NF
Structure		Concrete (precast)			C	N										
Wall		Masonry			A	Y						V0000	Non-Asbestos		None	

Client: Hamilton-Wentworth Catholic District Sch **Site:** Elementary
Location: #1008 : Classroom 14 **Floor:** 1
Survey Date: 2018-07-17

Building Name: St. Margaret Mary
Room #:
Last Re-Assessment: 2025-06-11

Area (sqft): 0

ASBESTOS																
System	Component	Material	Item	Covering	A*	V*	AP*	Good	Fair	Poor	Unit	Sample	Asbestos Type	Amount	Hazard	Friable
Ceiling		Ceiling Tiles (lay-in), 24x48 pinhole			C	Y						V0000	Non-Asbestos		None	
Floor		Mastic			D	N		100(7)			%	V9500	Presumed Asbestos		Presumed Asbestos	NF
Floor		Vinyl Floor Tile (No Mastic), 12x12 Light Grey Multi-Fleck			A	Y		100(7)			%	V9500	Presumed Asbestos		Presumed Asbestos	NF
Structure		Concrete (precast)			C	N										
Wall		Masonry			A	Y						V0000	Non-Asbestos		None	

Client: Hamilton-Wentworth Catholic District Sch **Site:** Elementary
Location: #1009 : Library **Floor:** 1
Survey Date: 2018-07-17

Building Name: St. Margaret Mary
Room #: 15
Last Re-Assessment: 2025-06-11

Area (sqft): 0

ASBESTOS																
System	Component	Material	Item	Covering	A*	V*	AP*	Good	Fair	Poor	Unit	Sample	Asbestos Type	Amount	Hazard	Friable
Ceiling		Ceiling Tiles (lay-in), 24x48 pinhole			C	Y						V0000	Non-Asbestos		None	
Floor		Mastic			D	N		100(7)			%	V9500	Presumed Asbestos		Presumed Asbestos	NF
Floor		Vinyl Floor Tile (No Mastic), 12x12 Pink Marble			A	Y										
Structure		Concrete (precast)			C	N										
Wall		Masonry			A	Y						V0000	Non-Asbestos		None	

Client: Hamilton-Wentworth Catholic District Sch **Site:** Elementary
Location: #1010 : Foyer **Floor:** 1
Survey Date: 2018-07-17

Building Name: St. Margaret Mary
Room #:
Last Re-Assessment: 2025-06-11

Area (sqft): 0

ASBESTOS																
System	Component	Material	Item	Covering	A*	V*	AP*	Good	Fair	Poor	Unit	Sample	Asbestos Type	Amount	Hazard	Friable
Ceiling		Concrete (precast)			C	Y						V0000	Non-Asbestos		None	
Floor		Laminate			A	Y		100			%					
Floor		Mastic			D	N		100(7)			%	V9500	Presumed Asbestos		Presumed Asbestos	NF
Floor		Vinyl Floor Tile (No Mastic), 12x12 Pink Marble			A	Y										
Wall		Plaster			A	Y		100			%	S0001B	None Detected	N.D.	None	
Wall		Masonry			A	Y						V0000	Non-Asbestos		None	

Client: Hamilton-Wentworth Catholic District Sch **Site:** Elementary
Location: #1011 : Washroom **Floor:** 1
Survey Date: 2018-07-17

Building Name: St. Margaret Mary
Room #:
Last Re-Assessment: 2025-06-11

Area (sqft): 0

ASBESTOS																
System	Component	Material	Item	Covering	A*	V*	AP*	Good	Fair	Poor	Unit	Sample	Asbestos Type	Amount	Hazard	Friable
Ceiling		Plaster			C	Y		100			%	V0001	None Detected	N.D.	None	
Floor		Laminate			A	Y										
Floor		Mastic			D	N		100(7)			%	V9500	Presumed Asbestos		Presumed Asbestos	NF
Floor		Vinyl Floor Tile (No Mastic), 12x12 Pink Marble			A	Y									[Abated]	
Wall		Plaster			A	Y		100			%	S0001A	None Detected	N.D.	None	

Client: Hamilton-Wentworth Catholic District Sch
Location: #1012 : Washroom
Survey Date: 2018-07-17

Site: Elementary
Floor: 1

Building Name: St. Margaret Mary
Room #:
Last Re-Assessment: 2025-06-11

Area (sqft): 0

ASBESTOS																
System	Component	Material	Item	Covering	A*	V*	AP*	Good	Fair	Poor	Unit	Sample	Asbestos Type	Amount	Hazard	Friable
Ceiling		Plaster			C	Y		100			%	V0001	None Detected	N.D.	None	
Floor		Mastic			D	N		100(7)			%	V9500	Presumed Asbestos		Presumed Asbestos	NF
Floor		Vinyl Floor Tile (No Mastic), 12x12 Pink Marble			A	Y										
Wall		Plaster			A	Y		100				S0001C	None Detected	N.D.	None	

Client: Hamilton-Wentworth Catholic District Sch
Location: #1013 : Parenting and Family Literacy
Survey Date: 2018-07-17

Site: Elementary
Floor: 1

Building Name: St. Margaret Mary
Room #: 12
Last Re-Assessment: 2025-06-11

Area (sqft): 0

ASBESTOS																
System	Component	Material	Item	Covering	A*	V*	AP*	Good	Fair	Poor	Unit	Sample	Asbestos Type	Amount	Hazard	Friable
Ceiling		Concrete (precast)			C	Y						V0000	Non-Asbestos		None	
Floor		Laminate			A	Y										
Floor		Mastic			D	N		100(7)			%	V9500	Presumed Asbestos		Presumed Asbestos	NF
Wall		Masonry			A	Y						V0000	Non-Asbestos		None	

Client: Hamilton-Wentworth Catholic District Sch **Site:** Elementary
Location: #1014 : Girl Washroom **Floor:** 1
Survey Date: 2018-07-17

Building Name: St. Margaret Mary
Room #:
Last Re-Assessment: 2025-06-11

Area (sqft): 0

ASBESTOS																
System	Component	Material	Item	Covering	A*	V*	AP*	Good	Fair	Poor	Unit	Sample	Asbestos Type	Amount	Hazard	Friable
Ceiling		Ceiling Tiles (lay-in), 2x4 Small and Irregular Pinhole (previously sampled)			C	Y						V0000	Non-Asbestos		None	
Floor		Terrazzo			A	Y						V0000	Non-Asbestos		None	
Piping		Parging Cement	Fitting		C	N		14(7)			EA	S0003B	Chrysotile	50-75%	Confirmed Asbestos	F
Wall		Masonry			A	Y						V0000	Non-Asbestos		None	

Client: Hamilton-Wentworth Catholic District Sch **Site:** Elementary
Location: #1015 : Corridor **Floor:** 1
Survey Date: 2018-07-17

Building Name: St. Margaret Mary
Room #:
Last Re-Assessment: 2025-06-11

Area (sqft): 0

ASBESTOS																
System	Component	Material	Item	Covering	A*	V*	AP*	Good	Fair	Poor	Unit	Sample	Asbestos Type	Amount	Hazard	Friable
Ceiling		Ceiling Tiles (lay-in), 2x4 Long Fissure Random Pinhole (previously sampled)			C	Y						V0000	Non-Asbestos		None	
Floor		Mastic, (HWCDSB sample PARACEL 1919230)			D	N		100			%	V0000	Non-Asbestos		None	
Floor		Vinyl Floor Tile (No Mastic), 12x12 brown oatmeal (installed 2019)			A	Y						V0000	Non-Asbestos		None	
Piping		Parging Cement			C	N		33(7)			EA	S0003C	Chrysotile	50-75%	Confirmed Asbestos	F
Piping		Sweatwrap			C	N		100(7)			%	V9500	Presumed Asbestos		Presumed Asbestos	F
Piping		Tar			C	N		100(7)			%	V9500	Presumed Asbestos		Presumed Asbestos	NF
Wall		Masonry			A	Y						V0000	Non-Asbestos		None	

Client: Hamilton-Wentworth Catholic District Sch **Site:** Elementary
Location: #1016 : Corridor/Foyer **Floor:** 1
Survey Date: 2018-07-17

Building Name: St. Margaret Mary
Room #:
Last Re-Assessment: 2025-06-11

Area (sqft): 0

ASBESTOS																
System	Component	Material	Item	Covering	A*	V*	AP*	Good	Fair	Poor	Unit	Sample	Asbestos Type	Amount	Hazard	Friable
Ceiling		Ceiling Tiles (lay-in), 2x4 Small and Irregular Pinhole (previously sampled)			C	Y						V0000	Non-Asbestos		None	
Floor		Mastic			D	N		100(7)			%	V9500	Presumed Asbestos		Presumed Asbestos	NF
Floor		Vinyl Floor Tile (No Mastic), 9x9 Red with Large Streaks			A	Y		100			%	V9500	[None]		[Abated]	
Floor		Vinyl Floor Tile (No Mastic), 9x9 Cream with Large Streaks			A	Y		100			%	V9500	[None]		[Abated]	
Floor		Vinyl Floor Tile (No Mastic), 12x12 brown oatmeal (installed 2019)			A	Y						V0000	Non-Asbestos		None	
Piping		Fibreglass	Fitting	Polyvinyl chloride (PVC)	C	N						V0000	Non-Asbestos		None	
Piping		Parging Cement	Fitting		C	N		4(7)			EA	V0003	Chrysotile	50-75%	Confirmed Asbestos	F
Wall		Masonry			A	Y						V0000	Non-Asbestos		None	

Client: Hamilton-Wentworth Catholic District Sch **Site:** Elementary
Location: #1017 : Server Room **Floor:** 1
Survey Date: 2018-07-17

Building Name: St. Margaret Mary
Room #:
Last Re-Assessment: 2025-06-11

Area (sqft): 0

ASBESTOS																
System	Component	Material	Item	Covering	A*	V*	AP*	Good	Fair	Poor	Unit	Sample	Asbestos Type	Amount	Hazard	Friable
Floor		Mastic			D	N		100(7)			%	V9500	Presumed Asbestos		Presumed Asbestos	NF
Floor		Vinyl Floor Tile (No Mastic), 9x9 grey with white and black streaks			A	Y		100(7)			%	V9500	Presumed Asbestos		Presumed Asbestos	NF
Piping		Fibreglass	Fitting	Polyvinyl chloride (PVC)	C	Y						V0000	Non-Asbestos		None	
Piping		Parging Cement	Fitting		C	N		3(7)			EA	V0003	Chrysotile	50-75%	Confirmed Asbestos	F
Piping	Domestic Cold Water	Aircell	Insulation		C	Y		10(7)			LF	V0004	Chrysotile	50-75%	Confirmed Asbestos	F
Structure	Beam Deck Joist	Steel			C	Y						V0000	Non-Asbestos		None	
Wall		Masonry			A	Y						V0000	Non-Asbestos		None	

Client: Hamilton-Wentworth Catholic District Sch
Location: #1018 : Custodian Room
Survey Date: 2018-07-17

Site: Elementary
Floor: 1

Building Name: St. Margaret Mary
Room #:
Last Re-Assessment: 2025-06-11

Area (sqft): 0

ASBESTOS																
System	Component	Material	Item	Covering	A*	V*	AP*	Good	Fair	Poor	Unit	Sample	Asbestos Type	Amount	Hazard	Friable
Ceiling		Concrete (precast)			C	Y						V0000	Non-Asbestos		None	
Floor		Mastic			D	N		100(7)			%	V9500	Presumed Asbestos		Presumed Asbestos	NF
Floor		Vinyl Floor Tile (No Mastic), 12x12 Pink Marble			A	Y										
Piping		Fibreglass	Fitting	Polyvinyl chloride (PVC)	C	Y						V0000	Non-Asbestos		None	
Wall		Masonry			A	Y						V0000	Non-Asbestos		None	

Client: Hamilton-Wentworth Catholic District Sch
Location: #1019 : Storage
Survey Date: 2018-07-17

Site: Elementary
Floor: 1

Building Name: St. Margaret Mary
Room #:
Last Re-Assessment: 2025-06-11

Area (sqft): 0

ASBESTOS																
System	Component	Material	Item	Covering	A*	V*	AP*	Good	Fair	Poor	Unit	Sample	Asbestos Type	Amount	Hazard	Friable
Ceiling		Concrete (precast)			C	Y						V0000	Non-Asbestos		None	
Floor		Laminate			A	Y										
Floor		Mastic			D	N		100(7)			%	V9500	Presumed Asbestos		Presumed Asbestos	NF
Floor		Vinyl Floor Tile (No Mastic), 9x9 Cream with Large Streaks			A	Y		97			%	V9500	[None]		[Abated]	
Piping		Fibreglass	Fitting	Polyvinyl chloride (PVC)	C	Y						V0000	Non-Asbestos		None	
Wall		Masonry			A	Y						V0000	Non-Asbestos		None	

Client: Hamilton-Wentworth Catholic District Sch **Site:** Elementary
Location: #1022 : Classroom **Floor:** 1
Survey Date: 2018-07-17

Building Name: St. Margaret Mary
Room #:
Last Re-Assessment: 2025-06-11

Area (sqft): 0

ASBESTOS																
System	Component	Material	Item	Covering	A*	V*	AP*	Good	Fair	Poor	Unit	Sample	Asbestos Type	Amount	Hazard	Friable
Ceiling		Concrete (precast)			C	Y						V0000	Non-Asbestos		None	
Floor		Mastic			D	N		100(7)			%	V9500	Presumed Asbestos		Presumed Asbestos	NF
Floor		Vinyl Floor Tile (No Mastic), 12x12 Beige with Faint Streak			A	Y										
Piping		Fibreglass	Fitting	Polyvinyl chloride (PVC)	C	Y						V0000	Non-Asbestos		None	
Wall		Drywall and joint compound			A	Y		100			%	S0002C	None Detected		None	
Wall		Masonry			A	Y						V0000	Non-Asbestos		None	

Client: Hamilton-Wentworth Catholic District Sch **Site:** Elementary
Location: #1023 : Kindergarten **Floor:** 1
Survey Date: 2018-07-17

Building Name: St. Margaret Mary
Room #:
Last Re-Assessment: 2025-06-11

Area (sqft): 0

ASBESTOS																
System	Component	Material	Item	Covering	A*	V*	AP*	Good	Fair	Poor	Unit	Sample	Asbestos Type	Amount	Hazard	Friable
Ceiling		Ceiling Tiles (lay-in), 2x4 Small and Irregular Pinhole (previously sampled)			C	Y						V0000	Non-Asbestos		None	
Floor		Mastic			D	N		100(7)			%	V9500	Presumed Asbestos		Presumed Asbestos	NF
Floor		Vinyl Floor Tile (No Mastic), 12x12 Beige with Faint Streak			A	Y										
Piping		Fibreglass	Fitting	Polyvinyl chloride (PVC)	C	N						V0000	Non-Asbestos		None	
Wall		Drywall and joint compound			A	Y		100			%	S0002A	None Detected		None	
Wall		Masonry			A	Y						V0000	Non-Asbestos		None	

Client: Hamilton-Wentworth Catholic District Sch **Site:** Elementary
Location: #1024 : Storage **Floor:** 1
Survey Date: 2018-07-17

Building Name: St. Margaret Mary
Room #:
Last Re-Assessment: 2025-06-11

Area (sqft): 0

ASBESTOS																
System	Component	Material	Item	Covering	A*	V*	AP*	Good	Fair	Poor	Unit	Sample	Asbestos Type	Amount	Hazard	Friable
Ceiling		Concrete (precast)			C	Y						V0000	Non-Asbestos		None	
Floor		Mastic			D	N		100(7)			%	V9500	Presumed Asbestos		Presumed Asbestos	NF
Floor		Vinyl Floor Tile (No Mastic), 12x12 Beige with Faint Streak			A	Y										
Piping		Fibreglass	Fitting	Polyvinyl chloride (PVC)	C	Y						V0000	Non-Asbestos		None	
Wall		Drywall and joint compound			A	Y		100			%	V0002	None Detected		None	
Wall		Masonry			A	Y						V0000	Non-Asbestos		None	

Client: Hamilton-Wentworth Catholic District Sch **Site:** Elementary
Location: #1025 : Classroom 5 **Floor:** 1
Survey Date: 2018-07-17

Building Name: St. Margaret Mary
Room #:
Last Re-Assessment: 2025-06-11

Area (sqft): 0

ASBESTOS																
System	Component	Material	Item	Covering	A*	V*	AP*	Good	Fair	Poor	Unit	Sample	Asbestos Type	Amount	Hazard	Friable
Ceiling		Concrete (precast)			C	Y						V0000	Non-Asbestos		None	
Floor		Mastic			D	N		100(7)			%	V9500	Presumed Asbestos		Presumed Asbestos	NF
Floor		Vinyl Floor Tile (No Mastic), 12x12 Beige with Faint Streak			A	Y										
Piping		Fibreglass	Fitting	Polyvinyl chloride (PVC)	C	Y						V0000	Non-Asbestos		None	
Wall		Drywall and joint compound			A	Y		100			%	S0002B	None Detected		None	
Wall		Masonry			A	Y						V0000	Non-Asbestos		None	

Client: Hamilton-Wentworth Catholic District Sch **Site:** Elementary
Location: #1026 : Work Room **Floor:** 1
Survey Date: 2018-07-17

Building Name: St. Margaret Mary
Room #:
Last Re-Assessment: 2025-06-11

Area (sqft): 0

ASBESTOS																
System	Component	Material	Item	Covering	A*	V*	AP*	Good	Fair	Poor	Unit	Sample	Asbestos Type	Amount	Hazard	Friable
Floor		Mastic			D	N		100(7)			%	V9500	Presumed Asbestos		Presumed Asbestos	NF
Floor		Vinyl Floor Tile (No Mastic), 12x12 Beige with Faint Streak			A	Y										
Piping		Fibreglass	Fitting	Polyvinyl chloride (PVC)	C	Y						V0000	Non-Asbestos		None	
Wall		Masonry			A	Y						V0000	Non-Asbestos		None	

Client: Hamilton-Wentworth Catholic District Sch **Site:** Elementary
Location: #1027 : Office **Floor:** 1
Survey Date: 2018-07-17

Building Name: St. Margaret Mary
Room #:
Last Re-Assessment: 2025-06-11

Area (sqft): 0

ASBESTOS																
System	Component	Material	Item	Covering	A*	V*	AP*	Good	Fair	Poor	Unit	Sample	Asbestos Type	Amount	Hazard	Friable
Ceiling		Ceiling Tiles (lay-in), 2x4 Long Fissure Random Pinhole (previously sampled)			C	Y						V0000	Non-Asbestos		None	
Floor		Carpet			A	Y										
Floor		Laminate			A	Y										
Floor		Mastic			D	N		100(7)			%	V9500	Presumed Asbestos		Presumed Asbestos	NF
Floor		Vinyl Floor Tile (No Mastic), 12x12 Pink Marble		Carpet	A	Y						V0000	Non-Asbestos		None	
Piping		Fibreglass	Fitting	Polyvinyl chloride (PVC)	C	N						V0000	Non-Asbestos		None	
Piping		Parging Cement	Fitting		C	N		4(7)			EA	V0003	Chrysotile	50-75%	Confirmed Asbestos	F
Wall		Masonry			A	Y						V0000	Non-Asbestos		None	

Client: Hamilton-Wentworth Catholic District Sch **Site:** Elementary
Location: #1028 : Staff Washroom **Floor:** 1
Survey Date: 2018-07-17

Building Name: St. Margaret Mary
Room #:
Last Re-Assessment: 2025-06-11

Area (sqft): 0

ASBESTOS																
System	Component	Material	Item	Covering	A*	V*	AP*	Good	Fair	Poor	Unit	Sample	Asbestos Type	Amount	Hazard	Friable
Ceiling		Ceiling Tiles (lay-in), 24x48 pinhole with fleck			C	Y						V0000	Non-Asbestos		None	
Ceiling		Cement Product, 2x2			C	Y		100			%	V9500	[None]		[Abated]	
Floor		Laminate			A	Y										
Floor		Mastic			D	N		100(7)			%	V9500	Presumed Asbestos		Presumed Asbestos	NF
Floor		Vinyl Floor Tile (No Mastic), 12x12 Beige with Faint Streak			A	Y									[Abated]	
Wall		Masonry			A	Y						V0000	Non-Asbestos		None	

Client: Hamilton-Wentworth Catholic District Sch **Site:** Elementary
Location: #1029 : Storage **Floor:** 1
Survey Date: 2018-07-17

Building Name: St. Margaret Mary
Room #:
Last Re-Assessment: 2025-06-11

Area (sqft): 0

ASBESTOS																
System	Component	Material	Item	Covering	A*	V*	AP*	Good	Fair	Poor	Unit	Sample	Asbestos Type	Amount	Hazard	Friable
Ceiling		Masonry			C	Y						V0000	Non-Asbestos		None	
Floor		Mastic			D	N		100(7)			%	V9500	Presumed Asbestos		Presumed Asbestos	NF
Floor		Vinyl Floor Tile (No Mastic), 9x9 Green with White Streaks			A	Y		100(7)			%	V9500	Presumed Asbestos		Presumed Asbestos	NF
Wall		Masonry			A	Y						V0000	Non-Asbestos		None	

Client: Hamilton-Wentworth Catholic District Sch **Site:** Elementary
Location: #1030 : H/C Washroom **Floor:** 1
Survey Date: 2018-07-17

Building Name: St. Margaret Mary
Room #:
Last Re-Assessment: 2025-06-11

Area (sqft): 0

ASBESTOS																
System	Component	Material	Item	Covering	A*	V*	AP*	Good	Fair	Poor	Unit	Sample	Asbestos Type	Amount	Hazard	Friable
Floor		Terrazzo			A	Y						V0000	Non-Asbestos		None	
Floor		Mastic			D	N		100(7)			%	V9500	Presumed Asbestos		Presumed Asbestos	NF
Floor		Vinyl Floor Tile (No Mastic), 9x9 Green with White Streaks			A	Y		100(7)			%	V9500	Presumed Asbestos		Presumed Asbestos	NF
Piping		Fibreglass	Fitting	Polyvinyl chloride (PVC)	C	Y						V0000	Non-Asbestos		None	
Structure	Beam Deck Joist	Steel			C	Y						V0000	Non-Asbestos		None	
Wall		Masonry			A	Y						V0000	Non-Asbestos		None	

Client: Hamilton-Wentworth Catholic District Sch
Location: #1031 : Staff Washroom
Survey Date: 2018-07-17

Site: Elementary
Floor: 1

Building Name: St. Margaret Mary
Room #:
Last Re-Assessment: 2025-06-11

Area (sqft): 0

ASBESTOS																
System	Component	Material	Item	Covering	A*	V*	AP*	Good	Fair	Poor	Unit	Sample	Asbestos Type	Amount	Hazard	Friable
Ceiling		Concrete (precast)			C	Y						V0000	Non-Asbestos		None	
Floor		Terrazzo			A	Y						V0000	Non-Asbestos		None	
Wall		Masonry			A	Y						V0000	Non-Asbestos		None	

Client: Hamilton-Wentworth Catholic District Sch
Location: #1032 : Principals Office
Survey Date: 2018-07-17

Site: Elementary
Floor: 1

Building Name: St. Margaret Mary
Room #:
Last Re-Assessment: 2025-06-11

Area (sqft): 0

ASBESTOS																
System	Component	Material	Item	Covering	A*	V*	AP*	Good	Fair	Poor	Unit	Sample	Asbestos Type	Amount	Hazard	Friable
Ceiling		Ceiling Tiles (lay-in), 2x4 Short Fissure Random Pinhole (previously sampled)			C	Y						V0000	[None]		[Abated]	
Ceiling		Ceiling Tiles (lay-in), 1x1 Small Pinhole (previously sampled)			C	Y						V0000	[None]		[Abated]	
Ceiling		Ceiling Tiles (lay-in), 24x48 pinhole with fleck			C	Y						V0000	Non-Asbestos		None	
Floor		Laminate			A	Y										
Floor		Mastic			D	N		100(7)			%	V9500	Presumed Asbestos		Presumed Asbestos	NF
Floor		Vinyl Floor Tile (No Mastic), 12x12 White w Black Speck			A	Y									[Abated]	
Piping		Fibreglass	Fitting	Polyvinyl chloride (PVC)	C	N						V0000	Non-Asbestos		None	
Wall		Masonry			A	Y						V0000	Non-Asbestos		None	

Client: Hamilton-Wentworth Catholic District Sch **Site:** Elementary
Location: #1033 : Corridor **Floor:** 1
Survey Date: 2018-07-17

Building Name: St. Margaret Mary
Room #:
Last Re-Assessment: 2025-06-11

Area (sqft): 0

ASBESTOS																
System	Component	Material	Item	Covering	A*	V*	AP*	Good	Fair	Poor	Unit	Sample	Asbestos Type	Amount	Hazard	Friable
Ceiling		Ceiling Tiles (lay-in), 2x4 Long Fissure Random Pinhole (previously sampled)			C	Y						V0000	Non-Asbestos		None	
Floor		Vinyl Floor Tile and Mastic, 9x9 green with white streaks			A	Y		100(7)			%	V9500	Presumed Asbestos		Presumed Asbestos	NF
Floor		Mastic			D	N		100(7)			%	V9500	Presumed Asbestos		Presumed Asbestos	NF
Floor		Vinyl Floor Tile (No Mastic), 9x9 Red w Large Streaks			A	Y		100			%	V9500	[None]		[Abated]	
Floor		Vinyl Floor Tile (No Mastic), 9x9 Cream with Large Streaks			A	Y		100			%	V9500	[None]		[Abated]	
Piping		Fibreglass	Fitting	Polyvinyl chloride (PVC)	C	N						V0000	Non-Asbestos		None	
Piping		Parging Cement	Fitting		C	N		18(7)			EA	V0003	Chrysotile	50-75%	Confirmed Asbestos	F
Piping		Sweatwrap			C	N		100(7)			%	V9500	Presumed Asbestos		Presumed Asbestos	F
Piping	Domestic Cold Water	Aircell	Insulation		C	N		47(7)			LF	S0004ABC	Chrysotile	50-75%	Confirmed Asbestos	F
Wall		Masonry			A	Y						V0000	Non-Asbestos		None	

Client: Hamilton-Wentworth Catholic District Sch **Site:** Elementary
Location: #1034 : Teachers Room **Floor:** 1
Survey Date: 2018-07-17

Building Name: St. Margaret Mary
Room #:
Last Re-Assessment: 2025-06-11

Area (sqft): 0

ASBESTOS																
System	Component	Material	Item	Covering	A*	V*	AP*	Good	Fair	Poor	Unit	Sample	Asbestos Type	Amount	Hazard	Friable
Ceiling		Ceiling Tiles (lay-in), 24x48 pinhole			C	Y						V0000	Non-Asbestos		None	
Floor		Mastic			D	N		100(7)			%	V9500	Presumed Asbestos		Presumed Asbestos	NF
Floor		Vinyl Floor Tile (No Mastic), 12x12 Pink Marble			A	Y									[Abated]	
Piping		Fibreglass	Fitting	Polyvinyl chloride (PVC)	C	Y						V0000	Non-Asbestos		None	
Structure		Concrete (precast)			C	N						V0000	Non-Asbestos		None	
Wall		Masonry			A	Y						V0000	Non-Asbestos		None	

Client: Hamilton-Wentworth Catholic District Sch **Site:** Elementary
Location: #1035 : Supply Room **Floor:** 1
Survey Date: 2018-07-17

Building Name: St. Margaret Mary
Room #:
Last Re-Assessment: 2025-06-11

Area (sqft): 0

ASBESTOS																
System	Component	Material	Item	Covering	A*	V*	AP*	Good	Fair	Poor	Unit	Sample	Asbestos Type	Amount	Hazard	Friable
Floor		Mastic			D	N		100(7)			%	V9500	Presumed Asbestos		Presumed Asbestos	NF
Floor		Vinyl Floor Tile (No Mastic), 9x9 White w Grey Streaks			A	Y		99(7)		1(3)	%	V9500	Presumed Asbestos		Presumed Asbestos	NF
Floor		Vinyl Floor Tile (No Mastic), 9x9 Grey with White and Black Streaks			A	Y		100(7)			%	V9500	Presumed Asbestos		Presumed Asbestos	NF
Piping		Fibreglass	Fitting	Polyvinyl chloride (PVC)	C	Y						V0000	Non-Asbestos		None	
Piping		Parging Cement	Fitting		C	Y		11(7)			EA	V0003	Chrysotile	50-75%	Confirmed Asbestos	F
Structure		Concrete (precast)			C	Y						V0000	Non-Asbestos		None	
Wall		Masonry			A	Y						V0000	Non-Asbestos		None	

Client: Hamilton-Wentworth Catholic District Sch **Site:** Elementary
Location: #1037 : Gymnasium **Floor:** 1
Survey Date: 2018-07-17

Building Name: St. Margaret Mary
Room #:
Last Re-Assessment: 2025-06-11

Area (sqft): 0

ASBESTOS																
System	Component	Material	Item	Covering	A*	V*	AP*	Good	Fair	Poor	Unit	Sample	Asbestos Type	Amount	Hazard	Friable
Ceiling		Concrete (precast)			C	Y						V0000	Non-Asbestos		None	
Floor		Mastic			D	N		100(7)			%	V9500	Presumed Asbestos		Presumed Asbestos	NF
Floor		Vinyl Floor Tile (No Mastic), 9x9 Grey with White and Black Streaks			A	Y		100			%	V9500	[None]		[Abated]	
Piping		Fibreglass	Fitting	Polyvinyl chloride (PVC)	C	Y						V0000	Non-Asbestos		None	
Piping		Parging Cement	Fitting		C	N		2(7)			EA	V0003	Chrysotile	50-75%	Confirmed Asbestos	F
Wall		Masonry			A	Y						V0000	Non-Asbestos		None	
Wall		Cement Product, Transite panels			C	Y		400(7)			SF	V9500	Presumed Asbestos		Presumed Asbestos	NF

Client: Hamilton-Wentworth Catholic District Sch **Site:** Elementary
Location: #1038 : Kitchen **Floor:** 1
Survey Date: 2018-07-17

Building Name: St. Margaret Mary
Room #:
Last Re-Assessment: 2025-06-11

Area (sqft): 0

ASBESTOS																
System	Component	Material	Item	Covering	A*	V*	AP*	Good	Fair	Poor	Unit	Sample	Asbestos Type	Amount	Hazard	Friable
Ceiling		Concrete (precast)			C	Y						V0000	Non-Asbestos		None	
Floor		Terrazzo			A	Y						V0000	Non-Asbestos		None	
Piping		Fibreglass	Fitting	Polyvinyl chloride (PVC)	C	Y						V0000	Non-Asbestos		None	
Piping		Parging Cement, (HWCDSD sample AGAT 18H411366)	Fitting		C	Y		6(7)			EA	V0004	Chrysotile	50-75%	Confirmed Asbestos	F
Wall		Masonry			A	Y						V0000	Non-Asbestos		None	

Client: Hamilton-Wentworth Catholic District Sch **Site:** Elementary
Location: #1039 : Stairwell **Floor:** 1
Survey Date: 2018-07-17

Building Name: St. Margaret Mary
Room #:
Last Re-Assessment: 2025-06-11

Area (sqft): 0

ASBESTOS																
System	Component	Material	Item	Covering	A*	V*	AP*	Good	Fair	Poor	Unit	Sample	Asbestos Type	Amount	Hazard	Friable
Ceiling		Ceiling Tiles (lay-in), 2x4 Long Fissure Random Pinhole (previously sampled)			C	Y						V0000	Non-Asbestos		None	
Floor		Mastic			D	N		100(7)			%	V9500	Presumed Asbestos		Presumed Asbestos	NF
Floor		Vinyl Floor Tile (No Mastic), 12x12 Light Grey Multi-Fleck			A	Y		100(7)			%	V9500	Presumed Asbestos		Presumed Asbestos	NF
Floor	Stairs	Rubber, Vinyl stair treads			A	Y		100(7)			%	V9500	Presumed Asbestos		Presumed Asbestos	NF
Wall		Masonry			A	Y						V0000	Non-Asbestos		None	

Client: Hamilton-Wentworth Catholic District Sch
Location: #1041 : Womens Washroom
Survey Date: 2018-07-17

Site: Elementary
Floor: 1

Building Name: St. Margaret Mary
Room #:
Last Re-Assessment: 2025-06-11

Area (sqft): 0

ASBESTOS																
System	Component	Material	Item	Covering	A*	V*	AP*	Good	Fair	Poor	Unit	Sample	Asbestos Type	Amount	Hazard	Friable
Ceiling		Cement Product, 2x2 tile			C	Y		100(7)			%	V9500	Presumed Asbestos		Presumed Asbestos	NF
Floor		Mastic			D	N		100(7)			%	V9500	Presumed Asbestos		Presumed Asbestos	NF
Floor		Vinyl Floor Tile (No Mastic), 12x12 Beige with Faint Streak			A	Y										
Wall		Masonry			A	Y						V0000	Non-Asbestos		None	

Client: Hamilton-Wentworth Catholic District Sch
Location: #1042 : Kitchen Sink Room
Survey Date: 2018-07-17

Site: Elementary
Floor: 1

Building Name: St. Margaret Mary
Room #:
Last Re-Assessment: 2025-06-11

Area (sqft): 0

ASBESTOS																
System	Component	Material	Item	Covering	A*	V*	AP*	Good	Fair	Poor	Unit	Sample	Asbestos Type	Amount	Hazard	Friable
Ceiling		Concrete (precast)			C	Y						V0000	Non-Asbestos		None	
Floor		Mastic			D	N		100(7)			%	V9500	Presumed Asbestos		Presumed Asbestos	NF
Floor		Vinyl Floor Tile (No Mastic), 9x9 Green w White Streaks			A	Y		100(7)			%	V9500	Presumed Asbestos		Presumed Asbestos	NF
Other	Sink	Mastic, Gold, undercoating			A	N		3(7)			EA	V9500	Presumed Asbestos		Presumed Asbestos	NF
Piping		Parging Cement	Fitting		C	Y		3(7)			EA	V0003	Chrysotile	50-75%	Confirmed Asbestos	F
Wall		Masonry			A	Y						V0000	Non-Asbestos		None	

Client: Hamilton-Wentworth Catholic District Sch **Site:** Elementary
Location: #2001 : Classroom 21 **Floor:** 2
Survey Date: 2018-07-17

Building Name: St. Margaret Mary
Room #:
Last Re-Assessment: 2025-06-11

Area (sqft): 0

ASBESTOS																
System	Component	Material	Item	Covering	A*	V*	AP*	Good	Fair	Poor	Unit	Sample	Asbestos Type	Amount	Hazard	Friable
Ceiling		Ceiling Tiles (lay-in), 24x48 pinhole			C	Y						V0000	Non-Asbestos		None	
Floor		Mastic			D	N		100(7)			%	V9500	Presumed Asbestos		Presumed Asbestos	NF
Floor		Vinyl Floor Tile (No Mastic), 12x12 Brown with White and Black Streaks			A	Y		100(7)			%	V9500	Presumed Asbestos		Presumed Asbestos	NF
Structure		Concrete (precast)			C	N										
Wall		Masonry			A	Y						V0000	Non-Asbestos		None	

Client: Hamilton-Wentworth Catholic District Sch **Site:** Elementary
Location: #2002 : Classroom 22 **Floor:** 2
Survey Date: 2018-07-17

Building Name: St. Margaret Mary
Room #:
Last Re-Assessment: 2025-06-11

Area (sqft): 0

ASBESTOS																
System	Component	Material	Item	Covering	A*	V*	AP*	Good	Fair	Poor	Unit	Sample	Asbestos Type	Amount	Hazard	Friable
Ceiling		Ceiling Tiles (lay-in), 24x48 pinhole			C	Y						V0000	Non-Asbestos		None	
Floor		Mastic			D	N		100(7)			%	V9500	Presumed Asbestos		Presumed Asbestos	NF
Floor		Vinyl Floor Tile (No Mastic), 12x12 Beige with White and Black Streaks			A	Y		100(7)			%	V9500	Presumed Asbestos		Presumed Asbestos	NF
Structure		Concrete (precast)			C	Y										
Wall		Masonry			A	Y						V0000	Non-Asbestos		None	

Client: Hamilton-Wentworth Catholic District Sch **Site:** Elementary
Location: #2007 : Girls Washroom **Floor:** 2
Survey Date: 2018-07-17

Building Name: St. Margaret Mary
Room #:
Last Re-Assessment: 2025-06-11

Area (sqft): 0

ASBESTOS																
System	Component	Material	Item	Covering	A*	V*	AP*	Good	Fair	Poor	Unit	Sample	Asbestos Type	Amount	Hazard	Friable
Ceiling		Plaster			C	Y		100			%	V0001	None Detected	N.D.	None	
Floor		Terrazzo			A	Y						V0000	Non-Asbestos		None	
Piping		Parging Cement, abated Jan 2023	Fitting		C	N		100			%	V9000	[None]		[Abated]	
Wall		Plaster			A	Y		100			%	V0001	None Detected	N.D.	None	
Wall		Masonry			A	Y						V0000	Non-Asbestos		None	

Client: Hamilton-Wentworth Catholic District Sch **Site:** Elementary
Location: #2008 : Storage **Floor:** 2
Survey Date: 2018-07-17

Building Name: St. Margaret Mary
Room #:
Last Re-Assessment: 2025-06-11

Area (sqft): 0

ASBESTOS																
System	Component	Material	Item	Covering	A*	V*	AP*	Good	Fair	Poor	Unit	Sample	Asbestos Type	Amount	Hazard	Friable
Ceiling		Plaster			C	Y						V0001	None Detected	N.D.	None	
Floor		Terrazzo			A	Y						V0000	Non-Asbestos		None	
Wall		Plaster			A	Y		100			%	S0001D	None Detected	N.D.	None	

Client: Hamilton-Wentworth Catholic District Sch **Site:** Elementary
Location: #2013 : Classroom 20 **Floor:** 2
Survey Date: 2018-07-17

Building Name: St. Margaret Mary
Room #:
Last Re-Assessment: 2025-06-11

Area (sqft): 0

ASBESTOS																
System	Component	Material	Item	Covering	A*	V*	AP*	Good	Fair	Poor	Unit	Sample	Asbestos Type	Amount	Hazard	Friable
Ceiling		Ceiling Tiles (lay-in), 24x48 pinhole			C	Y						V0000	Non-Asbestos		None	
Floor		Mastic			D	N		100(7)			%	V9500	Presumed Asbestos		Presumed Asbestos	NF
Floor		Vinyl Floor Tile (No Mastic), 12x12 Beige with White and Black Streaks			A	Y		100(7)			%	V9500	Presumed Asbestos		Presumed Asbestos	NF
Structure		Concrete (precast)			C	Y										
Wall		Masonry			A	Y						V0000	Non-Asbestos		None	

Client: Hamilton-Wentworth Catholic District Sch **Site:** Elementary
Location: #2014 : Corridor **Floor:** 2
Survey Date: 2018-07-17

Building Name: St. Margaret Mary
Room #:
Last Re-Assessment: 2025-06-11

Area (sqft): 0

ASBESTOS																
System	Component	Material	Item	Covering	A*	V*	AP*	Good	Fair	Poor	Unit	Sample	Asbestos Type	Amount	Hazard	Friable
Ceiling		Ceiling Tiles (lay-in), 2x4 Small and Irregular Pinhole (previously sampled)			C	Y						V0000	Non-Asbestos		None	
Floor		Terrazzo			A	Y						V0000	Non-Asbestos		None	
Wall		Masonry			A	Y						V0000	Non-Asbestos		None	

Legend:



Sample number	Units	Other
S####	Asbestos sample collected	SF Square feet
V####	Material visually similar to numbered sample collected	LF Linear feet
V0000	Known non-asbestos material	EA Each
V9000	Visually identified as an asbestos material	% Percentage
V9500	Material is presumed to be an asbestos material	
		A Access
		V Visible
		AP Air Plenum
		F Friable material
		NF Non Friable material
		PF Potentially Friable material

Access	
A	Accessible to all building occupants
B	Accessible to maintenance and operations staff without a ladder
C	Accessible to maintenance and operations staff with a ladder. Also rarely entered, locked areas
D	Not normally accessible

Condition	
Good	No visible damage or deterioration
Fair	Minor, repairable damage, cracking, delamination or deterioration
Poor	Irreparable damage or deterioration with exposed and missing material

Visible	
Y	The material is visible when standing on the floor of the room, without the removal or opening of other building components (e.g. ceiling tiles or access panels).
N	The material is not visible to view when standing on the floor of the room and requires the removal of a building component (e.g. ceilings tiles or access panels) to view and access. Includes rarely entered crawlspaces, attic spaces, etc. Observations will be limited to the extent visible from the access points.
L	The material is partially visible to view when standing on the floor of the room and requires the removal of a building component (e.g. ceiling system or access panels) to view completely and access. Includes partially viewed access points to crawlspaces, attic spaces, etc. without entering. Observations are limited to the extent visible from the access points.

Air Plenum	
Yes or No	The material is in a return air plenum or in a direct airstream or there is evidence of air erosion (e.g. duct for heating or cooling blowing directly on or across an ACM). This field is only completed where Air Plenum consideration is required by regulation.

Colour Coding	
	The material is a hazardous material, either by analytical results or by visible identification.
	The material is presumed to be a hazardous material, based on visual appearance, and was not sampled due to limited access or the non-destructive nature of sampling.

Action				
(1)	Clean up of ACM Debris	(2)	Precautions for Access Which may Disturb ACM Debris	(3) ACM removal
(4)	Precautions for Work Which may Disturb ACM in Poor Condition	(5)	Proactive ACM removal (Minimum repair required for fair condition)	(6) ACM repair
(7)	Management program and surveillance			