EQUIPMENT SCHEDULE BY DIVISION 15000

SUPPLIED AND INSTALLED BY DIVISION 16

W.P. DISC -WEATHER PROOF DISCONNECT
COMB. M.S.-COMBINATION MAGNETIC STARTER
H.O.A.-HAND, OFF, AUTO
DISC.-DISCONNECT
M.S.P.L.-MANUAL STARTER PILOT LIGHT

NEW EQUIPMENT	EXISTING EQUIPMENT TO REMAIN	REMOVE EXISTING EQUIPMENT	EQUIP. ID	DESCRIPTION	MODEL NUMBER	MANUFACTURER	FLOW (CFM)	PRESS. (IN)	COOLING CAP. (MBH)	HEATING CAP. (MBH)	SPEED (RPM)	VOLT.	LOAD	CONTROLS BY DIVISION 15900	ACCESSORIES	APPROX. WEIGHT (LBS)	VFD BY DIV. 15000	VENT'N AIR (CFM)	W.P. DISC.	DISC.	CONTACTORS	VFD C/W BYPASS	COMB. M.S./ H.O.A.	REMOTE S/S	M.S.P.L.	AUX. CONTACTS	F.A. SHUT DOWN (DSD)	CODE	CONTROLS	COMMENTS
●	---	---	SP-1 & 2	SUMP PUMPS	MW50-11	PENTAIR MYERS	3000 GPH	15 FT	---	---	1625	120V/1Ø	1/2 HP 9 AMPS	REFER TO PANEL SPEC.	CLASS 30 CAST IRON, CARBON SHAFT SEAL, 2" NPT, 36"DIA FRP SUMP, DUPLEX CONTROL PANEL, PUMP RUN LIGHTS, ALARM, PUMP HOA, HIGH LEVEL FAULT, EEMAC/NEMA 4 WP STAINLESS CONTROL PANEL, DEAD FRONT PANEL, LOCKABLE DOOR, MYERS 36"ØFRP BASIN, FIBREGLASS REINFORCE	50	---	---	●	---	---	---	---	---	---	---	---	---	5	---	WIRE POWER TO PANEL AND PUMPS

DIVISION 16 CODE NOTES:

1 DISCONNECT POWER AND CONTROLS FROM EXISTING SOURCE. REMOVE ALL OBSOLETE DEVICES AND WIRING.

2 DISCONNECT EXISTING POWER

3 EXISTING STARTER TO BE REUSED. EXTEND EXISTING POWER TO NEW LOCATION, TERMINATE

4 DIVISION 16 TO WIRE POWER TO NEW CONTROL PANEL (PANEL BY DIV. 15). MAKE ALL POWER TERMINATIONS TO POWER NEW EQUIPMENT.

5 DIVISION 16 TO PROVIDE CONDUCTORS, EMT, DISCONNECT AND STARTER DEVICES. MAKE ALL TERMINATIONS TO POWER NEW EQUIPMENT.

6 PROVIDE FOR 120V/1Ø CONTROL VOLTAGE

LEGEND:

1. PANELBOARD PP-2 800A, 347/600V, 3PH, 4W
2. PANELBOARD PP-4 100A, 347/600V, 3PH, 4W
3. MCC #1
4. TR-2 - TRANSFORMER 300kVA 600/120-208V
5. TR-3 - TRANSFORMER 112.5kVA 600/120-208V
6. PANELBOARD DP-B 1200A, 120/208V, 3PH, 4W

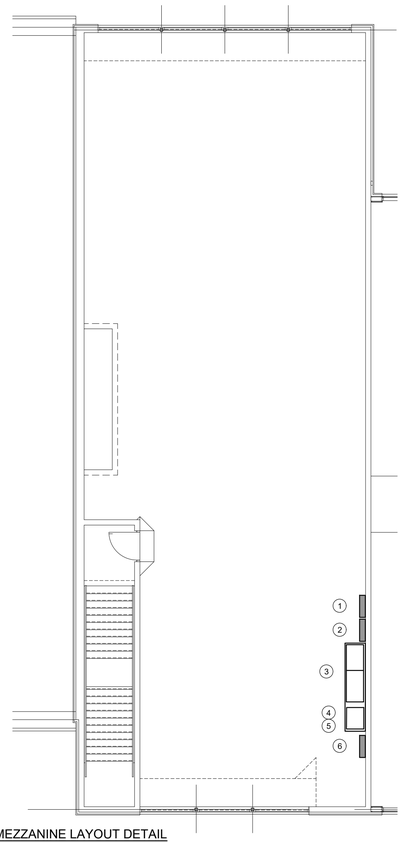

EXISTING MECHANICAL MEZZANINE LAYOUT DETAIL
SCALE: 1:100

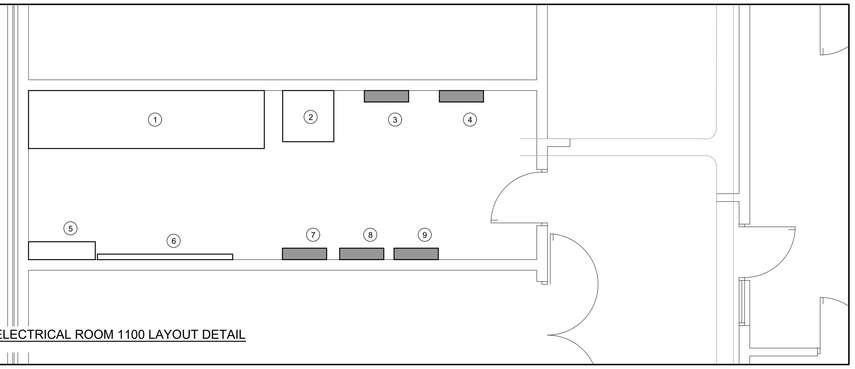

EXISTING ELECTRICAL ROOM 1100 LAYOUT DETAIL
SCALE: 1:50

LEGEND:

1. MAIN SWITCHBOARD 1200A, 347/600V 3PH 4W
2. TR-1 - 300KVA 600/120-208V TRANSFORMER
3. PANELBOARD PP-1 225A, 347/600V, 3PH, 4W
4. PANELBOARD LVP-1
5. UTILITY METERING CABINET
6. TELEPHONE BACKBOARD
7. PANELBOARD DP-A (GE - SPECTRA SERIES) 1200A, 120/208V, 3PH, 4W
8. PANELBOARD LP-A 225A, 120,208V 3PH, 4W
9. PANELBOARD MP-1 225A, 120,208V 3PH, 4W

EXISTING ELECTRICAL ROOM 1100 EQUIPMENT DETAIL
SCALE: N.T.S.

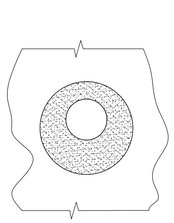

ELEVATION

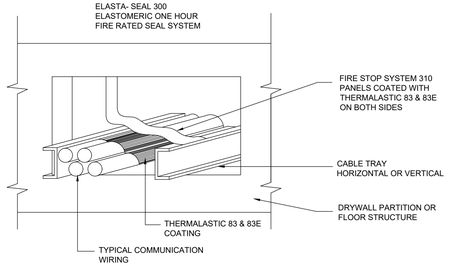

CABLE TRAY DETAIL 2 - (FIRE WALL PENETRATION)

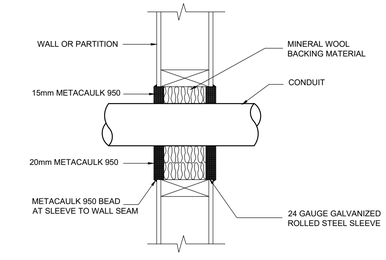

SECTION

CONDUIT DETAIL 1 - (FIRE WALL PENETRATION)

TYPICAL FIRE STOPPING NOTES
SCALE: N.T.S.

FIRE STOPPING NOTES:

1. ALL CONDUIT, CABLE, WIRING AND CABLE TRAY FIRE STOPPING MATERIAL AND LABOUR BY DIVISION 16.
2. SEAL ALL PENETRATIONS THROUGH FIRE ZONES.
3. BASE BID FIRE STOP MATERIAL IS METACAULK BY RECTORSEAL. APPROVED ALTERNATE SUPPLIERS ARE 3M AND AD FIRE MORTAR.

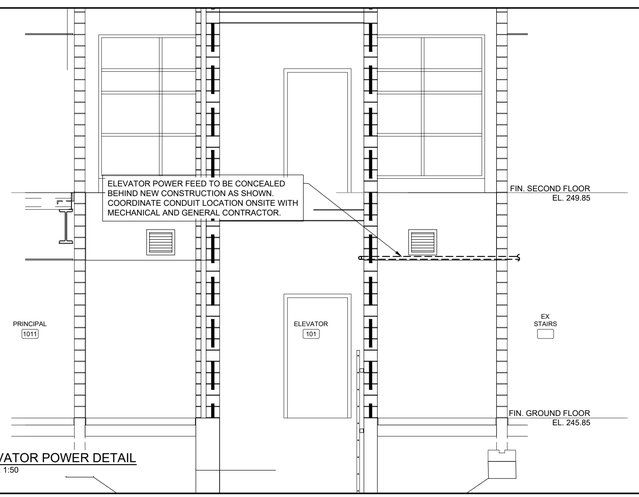

ELEVATOR POWER DETAIL
SCALE: 1:50

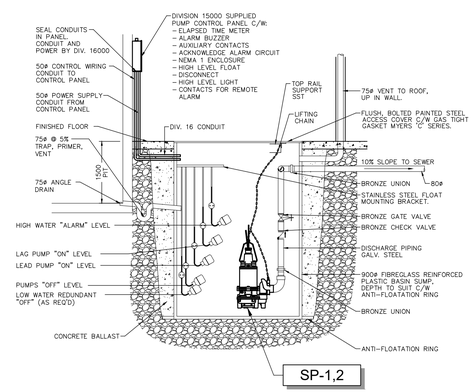

SUMP PUMP 1, 2 DETAIL
SCALE = N.T.S.

DRAWING LIST

E0.01 KEY & FIRE PLAN - NOTES, LEGENDS & SCHEDULES
E1.01 EXISTING SCHOOL - NEW WORK
E1.02 GROUND & SECOND FLOOR AREA OF WORK #1 & #2 DEMOLITION & NEW WORK - LIGHTING & LIFE SAFETY POWER & COMMUNICATIONS
E3.01 DETAILS
E3.02 ELECTRICAL SPECIFICATIONS - 1 OF 2
E3.03 ELECTRICAL SPECIFICATIONS - 2 OF 2

No.	YYYY/MM/DD	DESCRIPTION
2	2026/07/02	ISSUED FOR TENDER
1	2026/06/30	ISSUED FOR PERMIT
0	2026/05/12	ISSUED
A	2026/04/21	ISSUED FOR COORDINATION

REVISIONS

PROJECT NORTH

LICENSED PROFESSIONAL ENGINEER
K. SEGUIN
May 12/26
PROVINCE OF ONTARIO

NRG DESIGN Inc.
40 Hepburn Cresent, Hamilton ON L9C 7S4
Mobile: (905) 802-7341

sei
Electrical Engineering
12 Argyle Street N., Caledonia, ON, N3W 1B6
www.sei-ee.com

Hamilton-Wentworth Catholic District School Board
Believing, Achieving, Serving

SVEDAS / ARCHITECTS INC.
3600 BILLINGS COURT, SUITE 100
BURLINGTON, ONTARIO L7N 3N6
TEL. (905) 308-7771

ELEVATOR
FOR
BISHOP TONNOS
CATHOLIC SECONDARY SCHOOL

100 PANABAKER DR.
ANCASTER ONTARIO

ELECTRICAL

DETAILS

SCALE	DRAWN	PROJECT No.
AS NOTED	G.J.L	26-006
DATE	CHECKED	DRAWING No.
2026/04/07	K.S.	E3.01

FILENAME: C:\NRG Design\NRG DESIGN JOBS\~ 2026 ~\26-006 SA ~ 26-080 ~ Bishop Tonnes Elevator\26-006 ~ HWCDSB ~ Bishop Tonnes Elevator E0.01-E3.03 Rev2\26-006 ~ HWCDSB ~ Bishop Tonnes Elevator E0.01-E3.03 Rev2.dwg
PLOTDATE: Jul 02, 2026 ~ 4:11pm
ARCH D 24X36